

Exhibit J

SUMMARY OF INDIVIDUAL RATINGS OF FACULTY MEMBERS
WITH MULTIPLE FUNCTIONS

Name of Faculty Member: Hannah Mae L. Evangelio-Quimbo

Program Involvement (1)	Percentage Weight of Involvement (2)	Numerical Rating (Rating x%) (3)	Equivalent Numerical Rating (2x3)
1. Instruction			
a. Head/Dean (50%)	4.42	$4.42 \times 50\% = 2.21$	2.46
b. Students (50%)	5.00	$5.00 \times 50\% = 2.50$	2.50
TOTAL for Instruction	100%	4.71	4.71
2. Research	-		-
3. Extension	-		-
4. Administration	-		-
5. Production	-		-
TOTAL	100%		4.71

EQUIVALENT NUMERICAL RATING: 4.71

Add: Additional Points, if any: -

TOTAL NUMERICAL RATING: 4.71

ADJECTIVAL RATING:

Very Satisfactory

Prepared by:



HANNAH MAE L. EVANGELIO-QUIMBO

Name of Faculty

Reviewed by:



NANCY V. DUMAGUING

Department Head

Approved:


EDGARDO E. TULIN

President

INDIVIDUAL PERFORMANCE COMMITMENT & REVIEW FORM (IPCR)

I, Hannah Mae E. Quimbo of the Department of Consumer and Hospitality Management commits to deliver and agree to be rated on the attainment of the following targets in accordance with the indicated measures for the period January to June 2016

HANNAH MAE E. QUIMBO

Ratee

Approved: NANCY V. DUMAGUING

Head of Unit


MFO & PAPS	Success Indicators	Tasks/Target Assigned	Actual Accomplishment	Rating				Remarks
				Q1	E2	T3	A4	
Advanced & Higher Education Services	No. of Course Outlines/syllabus revised							
	2 nd Sem 2015-2016	1	2	4	4	4	4	
	Summer 2016	NA						Teacher's Leave
	1 st Sem 2016-2017	NA						
	No. of IMs revised							
	2 nd Sem 2015-2016	10	15	4	5	5	4.67	
	Summer 2016	NA						Teacher's leave
	1 st Sem 2016-2017	NA						
	No. of long/term exams conducted, checked and recorded							
	2 nd Sem 2015-2016	6	9	4	5	4	4.33	No. of students is no less than 150 students
	Summer 2016	NA						Teacher's leave
	1 st Sem 2016-2017	NA						
	No. of quizzes administered, checked & recorded							
	2 nd Sem 2015-2016	10	15	4	5	4	4.33	No. of students is no less than 150 students
	Summer 2016	NA						Teacher's leave
	1 st Sem 2016-2017	NA						

MFO & PAPS	Success Indicators	Tasks/Target Assigned	Actual Accomplishment	Rating				Remarks
				Q1	E2	T3	A4	
Advanced & Higher Education Services	No. of student projects supervised & checked (industry practice reports)							
	2 nd Sem 2015-2016	10	20	4	5	5	4.67	
	Summer 2016	NA						teacher's leave
	1 st Sem 2016-2017	NA						
	No. of laboratory activities checked and recorded							
	2 nd Sem 2015-2016	10	15	4	5	4	4.33	No. of students is no less than 150 students
	Summer 2016	NA						teacher's leave
	1 st Sem 2016-2017	NA						
	No. of student grades computed							
	2 nd Sem 2015-2016	2	2	5	4	4	4.33	No. of students is no less than 150 students
	Summer 2016	NA						teacher's leave
	1 st Sem 2016-2017	NA						
	No. of course grade submitted							
	2 nd Sem 2015-2016	6	6	4	4	4	4	3 lecture classes are handled during this term / Midterm Grades & Final Grades were submitted.
	Summer 2016	NA						teacher's leave
	1 st Sem 2016-2017	NA						

[illegible]


Additional Points:			
Punctuality			
Approved Additional points (with copy of Approval)			
FINAL RATING		4.42	
ADJECTIVAL RATING		VS	

Received by:


 Planning Office


Date: _____

Calibrated by:


 PMT


Date: _____

Recommending Approval:


 Vice President

Date: _____

Approved by:


 EDGARDO E. TULIN
 President

Date: _____

- 1 - Quality
- 2 - Efficiency
- 3 - Timeliness
- 4 - Average