

Exhibit J

SUMMARY OF INDIVIDUAL RATINGS OF FACULTY MEMBERS  
WITH MULTIPLE FUNCTIONS


Name of Faculty Member: Randy G. Omega

Program Involvement (1)	Percentage Weight of Involvement (2)	Numerical Rating (Rating x%) (3)	Equivalent Numerical Rating (2x3)
1. Instruction			
a. Head/Dean (50%)	4.80	4.80 x50%= 2.40	
b. Students (50%)	4.50	4.50 x50% = 2.25	
TOTAL for Instruction	100%	4.65	4.65
2. Research	-		
3. Extension	-		
4. Administration	-		
5. Production	-		
TOTAL	100%		4.65


EQUIVALENT NUMERICAL RATING: 4.65  
Add: Additional Points, if any: -  
TOTAL NUMERICAL RATING: 4.65

ADJECTIVAL RATING: Very Satisfactory


Prepared by:

  
RANDY G. OMEGA  
Name of Faculty

Reviewed by:

  
NANCY V. DUMAGUING  
Department Head

Approved:

  
EDGARDO E. TULIN  
President

# INDIVIDUAL PERFORMANCE COMMITMENT & REVIEW FORM (IPCR)

I, Randy G. Omega of the Department of Consumer and Hospitality Management commits to deliver and agree to be rated on the attainment of the following targets in accordance with the indicated measures for the period January to June 2016

  
RANDY G. OMEGA

Ratee

Approved:  NANCY V. DUMAGUING

Head of Unit

1010 7/8/2014

MFO & PAPS	Success Indicators	Tasks/Target Assigned	Actual Accomplishment	Rating				Remarks
				Q1	E2	T3	A4	
Advanced & Higher Education Services	<b>No. of Course Outlines/syllabus revised</b>							
	2 <sup>nd</sup> Sem 2015-2016	1	3	5	5	5	7.00	
	Summer 2016	NA						
	1 <sup>st</sup> Sem 2016-2017	NA						
	<b>No. of IMs revised</b>							
	2 <sup>nd</sup> Sem 2015-2016	4	10	5	5	5	7.00	
	Summer 2016	NA						
	1 <sup>st</sup> Sem 2016-2017	NA						
	<b>No. of long/term exams conducted, checked and recorded</b>							
	2 <sup>nd</sup> Sem 2015-2016	246	492	5	5	4	4.64	
	Summer 2016	NA						
	1 <sup>st</sup> Sem 2016-2017	NA						
	<b>No. of quizzes administered, checked &amp; recorded</b>							
	2 <sup>nd</sup> Sem 2015-2016	246	492	5	5	4	4.64	
	Summer 2016	NA						
	1 <sup>st</sup> Sem 2016-2017	NA						


MFO & PAPS	Success Indicators	Tasks/Target Assigned	Actual Accomplishment	Rating				Remarks
				Q1	E2	T3	A4	
Advanced & Higher Education Services	<b>No. of student projects supervised &amp; checked (industry practice reports)</b>							
	2 <sup>nd</sup> Sem 2015-2016	5	10	5	5	5	5.00	
	Summer 2016	NA						
	1 <sup>st</sup> Sem 2016-2017	NA						
	<b>No. of laboratory activities checked and recorded</b>							
	2 <sup>nd</sup> Sem 2015-2016	10	20	5	5	4	4.64	
	Summer 2016	NA						
	1 <sup>st</sup> Sem 2016-2017	NA						
	<b>No. of student grades computed</b>							
	2 <sup>nd</sup> Sem 2015-2016	123	246	5	5	4	4.64	
	Summer 2016	NA						
	1 <sup>st</sup> Sem 2016-2017	NA						
	<b>No. of course grade submitted</b>							
	2 <sup>nd</sup> Sem 2015-2016	2	5	5	5	4	4.64	
	Summer 2016	NA						
	1 <sup>st</sup> Sem 2016-2017	NA						



[illegible]


Additional Points:			
Punctuality			
Approved Additional points (with copy of Approval)			
FINAL RATING	4.80		
ADJECTIVAL RATING	VS		

Received by:

  
Planning Office


Date: \_\_\_\_\_

Calibrated by:

  
PMT


Date: \_\_\_\_\_

Recommending Approval:

  
Vice President

Date: \_\_\_\_\_

Approved by:

  
EDGAR D. E. TULON  
President

Date: \_\_\_\_\_

- 1 - Quality
- 2 - Efficiency
- 3 - Timeliness
- 4 - Average