

Exhibit K**SUMMARY OF INDIVIDUAL RATINGS OF FACULTY MEMBERS
WITH MULTIPLE FUNCTIONS**Name of Faculty Member: **Dionesio M. Bañoc (Assoc. Prof. III)**

| Program Involvement (1) | Percentage Weight of Involvement (2) | Numerical Rating (Rating x %) (3) | Equivalent Numerical Rating (2x3) |
|--|---|--|--|
| 1. Instruction | | | |
| a. Head/Dean (50%) | 40% | 4.80 | 1.92 |
| b. Students (50%) | 40% | 5.0 | 2.00 |
| Total for Instruction | 80% | | 3.92 |
| 2. Research | | | |
| a. Client/Dir. for Research (50%) | 10% | 4.90 | 0.49 |
| b. Dept. Head/Center Director (50%) | | | |
| Total for Research | 10% | | 0.48 |
| 3. Extension | | | |
| a. Client/Dir. for Extension (50%) | 10% | 4.90 | 0.49 |
| b. Dept Head/Center Director (50%) | | | |
| Total for Extension | 10% | | 0.48 |
| 4. Administrative | | - | - |
| 5. Production | | - | - |
| TOTAL | 100% | | 4.90 |

EQUIVALENT NUMERICAL RATING:

4.90

Add: Additional Points, if any:

TOTAL NUMERICAL RATING:

4.90

ADJECTIVAL RATING:

Outstanding

Prepared by:

Reviewed by:


DIONESIO M. BAÑOC
Name of Faculty
BERTA C. RATILLA, Ph.D.
Department Head

Approved:



EDGARDO E. TULÍN, Ph.D.
President


Visayas State University
DEPARTMENT OF AGRONOMY

Visca, Baybay City, Leyte

INDIVIDUAL PERFORMANCE COMMITMENT & REVIEW (IPCR)

I, DIONESIO M. BANO, Associate Professor of the Department of Agronomy, commits to deliver and agree to be rated on the attainment of the following targets in accordance with the indicated measures for the period January to June, 2016.


DIONESIO M. BANO
Associate Professor 3
Date: _____


BERTA C. RATILLA, Ph.D.
Department Head
Date: July 7, 2016

| MFO No. | MFO Description | Success Indicator (SI) | | Task Assigned | Target | Actual Accomplishment | Rating | | | | Remark |
|---|--|------------------------|--|--|--------|-----------------------|---------|------------|------------|---------|--------|
| | | | | | | | Quality | Efficiency | Timeliness | Average | |
| UMFO 1: Advanced Education Services | | | | | | | | | | | |
| OVPI MFO 1. Graduate Degree Program Management Services | | | | | | | | | | | |
| | PI 1: Number of graduate degree specializations offered and monitored | | | Number of graduate degree specializations monitored | | | | | | 0.00 | |
| | PI 2: Total FTE monitored | | | Total FTE | | | | | | 0.00 | |
| | PI 3: Percentage increase in number of graduate students enrolled | | | Monitored graduate students enrolled in the university | 1 | 2 | 4.8 | 5 | 5 | 4.93 | |
| | PI 4: Percentage increase in number of students who graduated within prescribed period | | | Recommended graduate students for graduation | 1 | 2 | 5 | 5 | 5 | 5.00 | |
| OVPI MFO 2. Graduate Student Management Services | | | | | | | | | | | |
| | PI 1: Number of graduate students awarded with scholarship/ assistantship | | | Monitored graduate students awarded with scholarship/assistantship | 2 | 2 | 4.8 | 4.8 | 4.8 | 4.80 | |

| | | | | | | | | | |
|---|--|--|----|-------|---|---|---|------|--|
| | PI 2: Percentage of graduate students awarded with scholarship/ assistantship who graduated within prescribed period | Monitored graduate students awarded with scholarship/ assistantship who graduated within prescribed period | 1 | 2 | 5 | 5 | 5 | 5.00 | |
| | PI 3: Number of graduate students awarded with honors/distinction | Recommended for approval graduate students awarded with honors/distinction | 0 | 1 | 5 | 5 | 5 | 5.00 | |
| UMFO 2. Higher Education Services | | | | | | | | | |
| OVPI MFO 1. Curriculum Program Management Services | | | | | | | | | |
| | PI 1: Total FTE monitored | Total FTE | 25 | 52.15 | 5 | 5 | 5 | 5.00 | |
| | PI 2: Number of new undergraduate curricular program compliant to CMO, approved and offered | Reviewed and indorsed for approval in the appropriate body | | | | | | 0.00 | |
| | PI 3: Number of existing curriculum proposal subjected to evaluation and compliant to CMO | Reviewed and indorsed for approval in the appropriate body | | | | | | 0.00 | |
| | PI 4: Percentage increase in number of undergraduate students enrolled | Reviewed and approved the offering of unscheduled subjects | | | | | | 0.00 | |
| | PI 5: Percentage increase in the number of undergraduate students who graduated within prescribed period | Evaluated credentials of graduating students with latin honors with the Honors and Awards Committee | | | | | | 0.00 | |
| | | Recommended candidates for latin honors to the appropriate body | | | | | | 0.00 | |
| | PI 6: Percentage passing of students in licensure board examination | Gave due recognition to placers of the PRC Licensure Board Examinations | | | | | | 0.00 | |
| OVPI MFO 2. Student Management Services | | | | | | | | | |
| | PI 1: Percentage increase of students enrolled in different degree programs | Monitored number of students enrolled in different degree programs | | | | | | 0.00 | |
| | PI 2: Number of students awarded with scholarship/fellowship/grants /assistantships | Attended and recognized students awarded with scholarships/grants | | | | | | 0.00 | |
| | PI 3: Number of graduates gainfully employed in jobs related to their undergraduate programs | Monitored number of graduates gainfully employed in jobs related to their undergraduate programs | | | | | | 0.00 | |
| | PI 4: Number of students availing of dormitory facilities | Monitored number of students availing of dormitory facilities | | | | | | 0.00 | |
| | PI 5: Number of undergraduate students awarded with honors/distinction | Indorsed certificates of recognition to be given to undergraduate students awarded with honors/distinction | | | | | | 0.00 | |
| UMFO 3. Research Services | | | | | | | | | |
| | PI 1. Number of published papers in internationally indexed journals | | | | | | | 0.00 | |
| | <i>In refereed int'l journals</i> | | | | | | | 0.00 | |
| | <i>In refereed nat'l journals</i> | | | | | | | 0.00 | |

| | | | | | | | | | | |
|-----------------------------------|---|--|---------|---------|-----|-----|-----|------|------|--|
| | <i>In institutional journals</i> | | | | | | | | 0.00 | |
| | PI 2. Number of research outputs presented in regional/national/ int'l fora/conferences | | | | | | | | 0.00 | |
| | <i>In int'l fora/conferences</i> | | | | | | | | 0.00 | |
| | <i>In nat'l fora/conferences</i> | | | | | | | | 0.00 | |
| | <i>In reg'l fora/conferences</i> | | | | | | | | 0.00 | |
| | <i>In institutional fora/conferences</i> | | | | | | | | 0.00 | |
| | PI 3. Number of research projects conducted and/or completed on schedule | Conducted ratooning technology mgt in rice during the DS and WS in Eastern Visayas | 1 | 2 | 5 | 5 | 5 | 5.00 | | |
| | PI 4. Number of research proposals submitted | | | | | | | 0.00 | | |
| | PI 5. Percent of research proposals approved | | | | | | | 0.00 | | |
| | PI 6. Amount of research money generated from external funding (Thousand PHP) | Generated funds for the conduct of researches | | | | | | 0.00 | | |
| | PI 7. Amount of research money generated from institutional funding (Thousand PHP) | | 150,000 | 200,000 | 5 | 5 | 5 | 5.00 | | |
| | PI 8. Additional outputs | | | | | | | 0.00 | | |
| | No. of research-related awards (research conducted by faculty or student w/ faculty) | | | | | | | 0.00 | | |
| UMFO 4. Extension Services | | | | | | | | | | |
| | PI 1. Number of person-days trained weighted by length of training | Agricultural Extension Workers (AEWs), Farmers | 50 | 200 | 5 | 5 | 5 | 5.00 | | |
| | PI 2. Number of IEC materials/technoguides developed/used | | | | | | | 0.00 | | |
| | PI 3. Number of beneficiaries served | | | | | | | 0.00 | | |
| | <i>Groups</i> | PLGUs in 3 Samar Prov., Biliran, Leyte & So. Leyte | 2 | 6 | 5 | 5 | 5 | 5.00 | | |
| | <i>Individuals</i> | Farmers | 30 | 50 | 5 | 5 | 5 | 5.00 | | |
| | PI 4. Number of extension projects conducted and/or completed on schedule | Enhancing Agricultural Productivity in Baybay City Using BIDANI Strategy | 1 | 1 | 4.8 | 4.8 | 4.8 | 4.80 | | |
| | PI 5. Number of extension proposals submitted | | | | | | | 0.00 | | |
| | PI 6. Percent of extension proposals approved | | | | | | | 0.00 | | |
| | PI 7. Amount of extension money generated from external funding (Thousand PHP) | | | | | | | 0.00 | | |
| | PI 8. Amount of extension money generated from institutional funding (Thousand PHP) | | | | | | | 0.00 | | |
| | PI 9. Additional outputs | | | | | | | 0.00 | | |

| | | | | | | | | | | |
|--|---|--|---|--|--|--|--|--|------|--|
| | No. of extension-related awards (extrn. conducted by faculty or student & faculty) | | | | | | | | 0.00 | |
| UMFO 5. Support to Operations (STO) | | | | | | | | | | |
| OVPI MFO 1. Faculty Development Services | | | | | | | | | | |
| | PI 1: Number of faculty pursuing advanced research degree programs (PhD) facilitated, monitored and assisted | | Recommended faculty for advanced study | | | | | | 0.00 | |
| OVPI MFO 2. Faculty Recruitment/Hiring Services | | | | | | | | | | |
| | PI 1: Number of faculty recruited/hired aligned with ISO standards | | Recommended faculty for recruitment/hiring aligned with ISO standards | | | | | | 0.00 | |
| OVPI MFO 3. Faculty Evaluation Services | | | | | | | | | | |
| | PI 1: Percentage of faculty rated by students with at least very satisfactory rating in 50% of the subjects evaluated | | Coordinated/Monitored number of faculty rated by students with at least very satisfactory rating in 50% of the subjects evaluated | | | | | | 0.00 | |
| OVPI MFO 4. Admission & Registration Services | | | | | | | | | | |
| | PI 1: Number of graduating high school students who took the entrance scholarship exam resulting from information drive | | Monitored results of entrance scholarship exam | | | | | | 0.00 | |
| | PI 2: Number of students enrolled and validated within scheduled regular registration period | | Monitored number of students enrolled within scheduled regular registration period every semester | | | | | | 0.00 | |
| OVPI MFO 5. Guidance and Counselling & Support to Students Services | | | | | | | | | | |
| | PI 1: Number of guidance activities conducted | | Monitored guidance activities conducted | | | | | | 0.00 | |
| | PI 2: Number of students who have availed of guidance and counselling services | | | | | | | | 0.00 | |
| | PI 3: Percentage of students awarded scholarship and grants | | Monitored number of students awarded with scholarships and grants | | | | | | 0.00 | |
| | PI 4: Number of best practices on students services implemented | | | | | | | | 0.00 | |
| OVPI MFO 6. Library Services | | | | | | | | | | |
| | PI 1: Percentage increase in the number of students, faculty and staff availing the Library services | | | | | | | | 0.00 | |
| | PI 2: Percentage increase in the number of students, faculty, researchers and staff availing the Library resources and facilities | | | | | | | | 0.00 | |
| | PI 3: Number of best Library practices introduced which increase demand to avail of Library services | | Coordinated/Monitored number of PRs for book purchases of different departments | | | | | | 0.00 | |

| | | | | | | | | | | |
|--|---|--|---|---|-----|-----|-----|-----|------|--|
| | | Presided/Coordinated University Library Committee meetings | | | | | | | 0.00 | |
| OVPI MFO 7. Distance Education Services | | | | | | | | | | |
| | PI 1: Number of distance education curricular programs implemented | Coordinated/Monitored distance curricular programs implemented | | | | | | | 0.00 | |
| | PI 2: Percentage increase in the number of extramural students enrolled | Monitored number of extramural students enrolled | | | | | | | 0.00 | |
| | PI 3: Number of extramural students graduated within the prescribed period | Monitored number of extramural students graduated within the prescribed period | 2 | 5 | 5 | 5 | 5 | 5 | 5.00 | |
| OVPI MFO 8. Program and Institutional Accreditation Services | | | | | | | | | | |
| | PI 1: Number of degree programs which passed accreditation/evaluation at least Level 1 | Coordinated/Monitored degree programs which passed accreditation/evaluation at least Level 1 | | | | | | | 0.00 | |
| | PI 2: QMS on faculty recruitment, development & performance evaluation aligned with ISO standards | Monitored faculty recruitment, development and performance evaluation aligned with ISO standards | | | | | | | 0.00 | |
| | PI 3: Degree program compliant with CHED | Evaluated and monitored degree programs compliant with CHED | | | | | | | 0.00 | |
| | PI 4: Readiness to SUC levelling by CHED & DBM | Monitored readiness of the university to SUC levelling by CHED & DBM | | | | | | | 0.00 | |
| OVPI MFO 9. Development Broadcasting & Communication Services | | | | | | | | | | |
| | PI 1: Number of technical services rendered | Resource person on UOA in Rice Production | 0 | 1 | 5 | 5 | 5 | 5 | 5.00 | |
| | PI 2: Number of radio programs developed and aired | | | | | | | | 0.00 | |
| | PI 3: Number of guests invited and interviewed on air | | | | | | | | 0.00 | |
| | PI 4: Number of beneficiaries/clientele served | | | | | | | | 0.00 | |
| | PI 5: Number of queries served on line | | | | | | | | 0.00 | |
| | PI 6: Number of student interns supervised | | | | | | | | 0.00 | |
| UMFO 6. General Administration and Support Services (GASS) | | | | | | | | | | |
| OVPI MFO 1. Administrative and Facilitative Services | | | | | | | | | | |
| | PI 1: Number of colleges, departments & support units supervised, monitored & coordinated | Reviewed staff development program of each department | | | | | | | 0.00 | |
| | | Recommended faculty for advance study | | | | | | | 0.00 | |
| | PI 2: Number of university committees/ boards/council chaired & coordinated | Attended college and university committees meeting | 1 | 1 | 4.8 | 4.8 | 4.8 | 4.8 | 4.80 | |
| | PI 3: Number of personnel policies reviewed and endorsed to UADCO & approved by BOR | | | | | | | | 0.00 | |


| | | | | | | | | | | |
|---------------------------------------|---|--|--|--|--|-------|-------|-------|-------|--------------------|
| | PI 4: Number of academic related policies reviewed and endorsed to UADCO & approved by BOR | | | | | | | | 0.00 | |
| | PI 5: Number of frontline academic services monitored and ensured to be customer friendly & efficient and citizens charter posted conspicuously | Monitored frontline academic services and ensured to be customer friendly and efficient | | | | | | | 0.00 | |
| | PI 6: Percentage of new faculty recruited/hired using procedures aligned with ISO standards | Reviewed and evaluated faculty recruited/hired using ISO standards | | | | | | | 0.00 | |
| | | Recommended for approval to the University President | | | | | | | 0.00 | |
| | PI 7: Percentage of newly hired faculty oriented with university policies and procedures | Coordinated orientation for newly-hired faculty members | | | | | | | 0.00 | |
| | PI 8: Percentage of faculty evaluated by their students | Coordinated and monitored faculty evaluation by their students | | | | | | | 0.00 | |
| | PI 8: Percentage implementation of SPMS & PBB | Reviewed/Calibrated OPCR/IPCR of the departments and faculty and staff of the university | | | | | | | 0.00 | |
| OVPI MFO 2. Frontline Services | | | | | | | | | | |
| | PI 1. Efficient and customer-frienly frontline service | Zero percent complaint from clients served | | | | | | | 0.00 | |
| | Best practices/new initiatives | | | | | | | | | |
| | | | | | | | | | | |
| Total Over-all Rating | | | | | | 74.20 | 74.40 | 74.40 | 74.33 | |
| Average Rating | | | | | | 4.95 | 4.96 | 4.96 | 4.96 | |
| Adjectival Rating | | | | | | | | | | Outstanding |


Received by:


Calibrated by:



Recommending Approval:

Approved:


DANIEL M. TUDTUD, Jr.
 VP, Resource Gen. & Planning
 Date: _____


REMBERTO A. PATINDOL, Ph.D.
 Chairman, PMT
 Date: _____


BEATRIZ S. BELONIAS, Ph.D.
 Vice Pres. for Instruction
 Date: _____


EDGARDO E. TULIN, Ph.D.
 President 
 Date: _____