

**SUMMARY OF INDIVIDUAL RATINGS OF FACULTY MEMBERS
WITH MULTIPLE FUNCTIONS
(JANUARY – JUNE 2023)**


Name of Faculty Member: **BEATRIZ S. BELONIAS**


| Program Involvement | Percentage Weight of Involvement (2) | Numerical Rating (Rating x %) (3) | Equivalent Numerical Rating (2 x 3) |
|--|---|---|---|
| Instruction | 4.95 | 25 | 1.24 |
| Research | 5.0 | 10 | 0.50 |
| Extension | 5.0 | 10 | 0.50 |
| Support to Operations (STO) | 5.0 | 25 | 1.25 |
| Gen. Admin. & Support Services (GASS) | 4.98 | 30 | 1.494 |
| Total | | | 4.984 |

Equivalent numerical rating 4.984
Add: additional Points if any: _____
Total Numerical Rating: 4.984
Adjectival rating: "O"

Prepared by:

Reviewed by:


BEATRIZ S. BELONIAS
Name of Researcher / Faculty *9/13/23*


ANALYN M. MAZO
Head, DBS *9/13/23*


MARIA JULIET C. CENIZA
VP – Research, Extension & Innovation *9/13/23*

Approved


EDGARDO E. TULIN
President *10/16/23*

Visayas State University
OFFICE OF THE VICE PRESIDENT FOR ACADEMIC AFFAIRS
Visca, Baybay City, Leyte

INDIVIDUAL PERFORMANCE COMMITMENT & REVIEW (IPCR)

I, **BEATRIZ S. BELONIAS**, Vice President for Academic Affairs, commits to deliver and agree to be rated on the attainment of the following targets in accordance with the indicated measures for the period January to June 2023


BEATRIZ S. BELONIAS
VP for Academic Affairs 9/12/23


EDGARDO E. TULIN
President 10/16/23



| Success Indicators | | | Target | Actual complishme | Rating | | | | REMARKS |
|--|---|--|---------|----------------------|--------|----|----|------|---|
| | | | | | Q1 | E2 | T3 | A4 | |
| DEPARTMENT OF BIOLOGICAL SCIENCES | | | | | | | | | |
| DBS MFO 1: Higher Education Services | | | | | | | | | |
| | Undergraduate Courses | | 0 | 3.00 | 5 | 5 | 5 | 5.00 | |
| DBS MFO 2: Advanced Education Services | | | | | | | | | |
| | FTE : | | - | 0.56 | 5 | 5 | 5 | 5.00 | |
| | Graduate courses | | 3 | 12 | 5 | 5 | 5 | 5.00 | BOTN215 lec |
| | No. of graduate students served as major adviser/GAC Chairman/Member | | 1 | 2 | 5 | 5 | 5 | 5.00 | RCaballes, FRRivera |
| DBS MFO 3: Research services | | | | | | | | | |
| | Amount of research funds/resources obtained | | 300,000 | 1M | 5 | 5 | 5 | 5.00 | Morpho-anatomical and physiological adaptations of selected crops to acid soils |
| | No. of project reports prepared and submitted | | 1 | 2 | 5 | 5 | 5 | 5.00 | |
| | No. of scientific articles reviewed /edited (as reviewer and associate editor of ATR) | | 1 | 2 | 5 | 5 | 5 | 5.00 | |
| | No. of research projects /studies conducted/involved | | 1 | 3.00 | 5 | 5 | 5 | 5.00 | Morpho-anatomical and physiological adaptations of selected crops to acid soils |
| | | | | | | | | | |
| DBS MFO 4: Extension services | | | | | | | | | |
| | No. of clients seeking expert services as subject matter specialist | | 2 | 8 | 5 | 5 | 5 | 5.00 | |

| | | | | | | | |
|---|------|--------|---|---|---|------|-----------------------------------|
| No. of extension projects conducted | 1 | 1.00 | 5 | 5 | 5 | 5.00 | Identification of plant specimens |
| OFFICE OF THE VICE PRESIDENT FOR academic affairs | | | | | | | |
| OVPI MFO 1. Higher Education Services | | | | | | | |
| PI 1: Total FTE monitored | 0 | 0.00 | | | | | |
| PI 2: Number of new undergraduate curricular program compliant to CMO, approved and offered | 26 | 30 | 5 | 5 | 5 | 5.00 | |
| PI 3: Number of existing curriculum proposal subjected to evaluation and compliant to CMO | 6 | 13 | 5 | 5 | 5 | 5.00 | |
| PI 4: Percentage increase in number of undergraduate students enrolled | 20% | 80.00% | 5 | 5 | 5 | 5.00 | |
| PI 5: Percentage increase in the number of undergraduate students who graduated within prescribed period | 10% | 41.00% | 5 | 5 | 5 | 5.00 | |
| PI 6: Percentage passing of students in licensure board examination | 62% | 62% | 4 | 5 | 5 | 4.67 | |
| OVPI MFO 2. Student Management Services | | | | | | | |
| PI 1: Percentage increase of students enrolled in different degree programs | 50% | 80.00% | 5 | 5 | 5 | 5.00 | |
| PI 2: Number of students awarded with scholarship/fellowship/grants/assistantships | 1100 | 1260 | 5 | 5 | 5 | 5.00 | |
| PI 3: Number of graduates gainfully employed in jobs related to their undergraduate programs | 180 | 230 | 5 | 5 | 5 | 5.00 | |
| PI 4: Number of students availing of dormitory facilities | 1800 | 1800 | 4 | 5 | 5 | 4.67 | |
| PI 5: Number of undergraduate students awarded with honors/distinction | 250 | 703 | 5 | 5 | 5 | 5.00 | |
| UMFO 5. Support to Operations (STO) | | | | | | | |
| OVPI MFO 1. Faculty Development Services | | | | | | | |
| PI 1: Number of faculty pursuing advanced research degree programs facilitated, monitored and assisted | 20 | 86 | 5 | 5 | 5 | 5.00 | |
| PI 2: Number of faculty availing of scholarships | | | 5 | 5 | 5 | 5.00 | |
| VSU Fellowship/Financial Assitantship | 25 | 136 | | | | | |
| National | 10 | 85 | | | | | |
| International | 5 | 10 | | | | | |
| PI 3: Number of faculty sent for trainings, seminars, conferences | 15 | 123 | 5 | 5 | 5 | 5.00 | |
| OVPI MFO 2. Faculty Recruitment/Hiring Services | | | | | | | |
| PI 1: Number of faculty recruited/hired aligned with ISO standards | 5 | 5 | 5 | 5 | 5 | 5.00 | |
| OVPI MFO 3. Faculty Evaluation Services | | | | | | | |
| PI 1: Percentage of faculty rated by students with at least very satisfactory rating in 50% of the subjects evaluated | 65% | 95% | 5 | 5 | 5 | 5.00 | |

| | | | | | | | |
|---|--|------------|------------|---|---|---|------|
| OVPI MFO 4. Admission & Registration Services | | | | | | | |
| PI 1: Number of graduating junior high school (K10) students promoted to SHS | | 200 | 251 | 5 | 5 | 5 | 5.00 |
| PI 2: Number of students enrolled and validated within scheduled regular registration period | | 300 / 3000 | 373 / 6199 | 5 | 5 | 5 | 5.00 |
| OVPI MFO 5. Guidance and Counseling & Support to Students Services | | | | | | | |
| PI 1: Number of guidance activities conducted | | 1 | 3 | 5 | 5 | 5 | 5.00 |
| PI 2: Percentage of students who have availed of guidance and counseling services | | 80% | 100% | 5 | 5 | 5 | 5.00 |
| PI 3: Number of students awarded scholarship and grants | | 1,000 | 2,570 | 5 | 5 | 5 | 5.00 |
| PI 4: Number of best practices on students services implemented | | | | | | | |
| OVPI MFO 6. Library Services | | | | | | | |
| PI 1: Percentage increase in the number of students, faculty and staff availing the Library services | | 95% | 99% | 5 | 5 | 5 | 5.00 |
| PI 2: Percentage increase in the number of students, faculty, researchers and staff availing the Library resources and facilities | | 95% | 99% | 5 | 5 | 5 | 5.00 |
| PI 3: Number of best Library practices introduced which increase demand to avail of Library services | | 6 | 8 | 5 | 5 | 5 | 5.00 |
| OVPI MFO 7. Distance Education Services | | | | | | | |
| PI 1: Number of distance education curricular programs implemented | | 4 | 5 | 5 | 5 | 5 | 5.00 |
| PI 2: Percentage increase in the number of extramural students enrolled | | 1% | 217.00% | 5 | 5 | 5 | 5.00 |
| PI 3: Number of extramural students graduated within the prescribed period | | 2 | 2 | 5 | 5 | 5 | 5.00 |
| OVPI MFO 8. Program and Institutional Accreditation Services | | | | | | | |
| PI 1: Number of graduate degree program specializations which passed accreditation/evaluation of at least Level 1 | | 5 | 8 | 5 | 5 | 5 | 5.00 |
| PI 2: QMS on faculty recruitment, development & performance evaluation aligned with ISO standards | | 50% | 65% | 5 | 5 | 5 | 5.00 |
| Other Outputs Obtained ISO Certification | | 100% | 100% | 5 | 5 | 5 | 5.00 |
| PI 3: Number of degree programs compliant with CHED | | 6 | 13 | 5 | 5 | 5 | 5.00 |
| OVPI MFO 9. Development Broadcasting & Communication Services | | | | | | | |
| PI 1: Number of technical services rendered | | 70 | 120 | 5 | 5 | 5 | 5.00 |
| PI 2: Number of radio programs developed and aired | | 120 | 157 | 5 | 5 | 5 | 5.00 |
| PI 3: Number of guests invited and interviewed on air | | 20 | 20 | 5 | 5 | 5 | 5.00 |
| PI 4: Number of beneficiaries/clientele served | | 100 | 130 | 5 | 5 | 5 | 5.00 |

| | | | | | | | |
|---|--|---------------------------|--------|--------|--------|--------|--|
| PI 5: Number of queries served on time | 100 | 800 | 5 | 5 | 5 | 5.00 | |
| UMFO 6. General Administration and Support Services (GASS) | | | | | | | |
| OVPI MFO 1. Administrative and Facilitative Services | | | | | | | |
| PI 1: Number of colleges, departments & support units supervised, monitored & coordinated | 45 | 45 | 4 | 5 | 5 | 4.67 | |
| PI 2: Number of management meetings conducted | 50 | 82 | 5 | 5 | 5 | 5.00 | |
| PI 3: Number of documents acted | 700 | 4300 | 5 | 5 | 5 | 5.00 | |
| PI 2: Number of university committees/ boards/council chaired & coordinated | 6 | 7 | 5 | 5 | 5 | 5.00 | |
| PI 5: Number of frontline academic services monitored and ensured to be customer friendly & efficient and citizens charter posted conspicuously | 13 | 13 | 5 | 5 | 5 | 5.00 | |
| PI 6: No. of new faculty recruited/hired using procedures aligned with ISO standards | 100 | 146 | 5 | 5 | 5 | 5.00 | |
| PI 7: No. of newly hired faculty oriented with university policies and procedures | 20 | 35 | 5 | 5 | 5 | 5.00 | |
| PI 8: Percentage of faculty evaluated by their students | 90% | 98% | 5 | 5 | 5 | 5.00 | |
| PI 9: Percentage implementation of SPMS & PBB | 95% | 100% | 5 | 5 | 5 | 5.00 | |
| OVPI MFO 2. Frontline Services | | | | | | | |
| PI 1. Efficient and customer-friendly frontline service | 0 | 0.00 | 5.0 | 5.0 | 5.0 | 5.00 | |
| Best practices/new initiatives | | 100% | | | | | |
| | Proposal to revise some provisions in the scholarship contract | | 5 | 5 | 5 | 5.00 | |
| | Implemented the increased incentives for board topnotchers | | 5 | 5 | 5 | 5.00 | |
| | Implemented the in-house promotion of faculty with PhD but holding instructor positons | | 5 | 5 | 5 | 5.00 | |
| | Implemented the fully online grade submission | | 5 | 5 | 5 | 5.00 | |
| | Got approval from CHED to offer 6 new graduate programs effective SY 2023-24 | | 5 | 5 | 5 | 5.00 | |
| | Fastracked the approval of applications for COPC | | 5 | 5 | 5 | 5.00 | |
| | Spearheaded the conduct of university-wide curriculum and instruction review | | 5 | 5 | 5 | 5.00 | |
| Total Over-all Rating | | | 307.00 | 310.00 | 310.00 | 309.00 | |
| | | | | | | | |
| Average Rating | | | 4.95 | 5.00 | 5.00 | 4.98 | |
| Adjectival Rating | | | 4.98 | | | | |
| | | <i>Outstandingly well</i> | | | | | |
| | Average Rating (Total overall rating divided by 4) | | | | | | |

| | | |
|--|--|----------------------------|
| | Additional Points: Punctuality Approved additional points (with copy of approval) | 4.98 OUTSTANDING |
| | FINAL RATING | |
| | ADJECTIVAL RATING | |

| | |
|--|--|
| <p>Evaluated and Rated by:</p> <p></p> <p>EDGARDO E. TULIN President Date: <u>10/16/23</u></p> | <p>APPROVED:</p> <p></p> <p>EDGARDO E. TULIN President Date: <u>10/16/23</u></p> |
|--|--|