

OPH 48
1-17-17

TO: PRPED

Exhibit J

**SUMMARY OF INDIVIDUAL RATINGS OF FACULTY MEMBERS
WITH MULTIPLE FUNCTIONS**

Name of Faculty Member: OTHELLO B. CAPUNO

Program Involvement	Percentage Weight of Involvement	Numerical Rating (Rating x %)	Equivalent Numerical Rating
(1)	(2)	(3)	(2x3)
1. Instruction	15%	4.5	0.68
2. Research Services	25%	4.99	1.25
3. Extension Services	25%	4.93	1.23
4. Administrative and Facilitative Services	35%	4.95	1.73
TOTAL	100%		4.89

EQUIVALENT NUMERICAL RATING:

Add: Additional Points, if any:

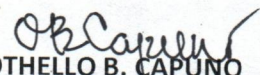
4.89

TOTAL NUMERICAL RATING:


ADJECTIVAL RATING:

OUTSTANDING

Prepared by:


OTHELLO B. CAPUNO
Name of Faculty


Reviewed by:


EDGARDO E. TULIN
President

Recommending Approval:



REMBERTO A. PATINDOL
Chairman, PMT


Approved:


EDGARDO E. TULIN
President

INDIVIDUAL PERFORMANCE COMMITMENT & REVIEW FORM (IPCR)

I, OTHELLO B. CAPUNO, Staff and Head of the OFFICE OF THE VICE PRESIDENT FOR RESEARCH AND EXTENSION (OVPRE) commits to deliver and agree to be rated on the attainment of the following targets in accordance with the indicated measures for the period July – December 2016.


OTHELLO B. CAPUNO
VPRE, Ratee


Approved: EDGARDO E. TULIN
President

MFO and PAPs	Success Indicators	Tasks Assigned	Target	Actual Accomplishment	Unit/Person Responsible	Rating				Remarks
						Q ¹	E ²	T ³	A ⁴	
MFO2. Higher Education Service	FTE	Teach, Technical Adviser, mentor of student Thesis Advisee	2	3		4.5	4.5	4.5	4.5	
MFO 3 - Research Services	P1. Number of articles published in internationally indexed journals	Submits/endorse articles for publication	1	5 1) Development of a cost-effective protected vegetable cropping system in th Philippines /OBC, et al 2) Indigenous vegetable s for coping with climate change and food security/OBC, et al 3) Sustainable vegetable production through the use of low-cost protective structures: a farmer's experience in Bontoc, So. Leyte, Phil/OBC, et al 4) Reducing disease incidence and		5	5	5	5	

				increasing productivity of ampalaya through pruning and protected cultivation/OBC 5) Diseases commonly affecting vegetables in EV, hil, and their incidence under protective structure and in the open field/OBC						
	P2. Number of research outputs presented in scientific fora	Presents /endorse articles for publication	3	30		5	5	5	5	
	P3. Number of research units, organizations managed programs/ projects conducted/ completed	a. Managed coordinates VSU RDE Centers and programs under the colleges b. Managed coordinates Regional RDE consortia and respective programs of member agencies c. Conducts programs/projects	12/170 4/170 2 162	13/170 10/180 5 170		5 5 5 5	5 4.9 4.9 5	5 4.9 4.9 5	5 4.9 4.9 5	VICARP, DARrden 8,EVCIERD, RHRDC8Science Consortia, ERASMUS-URO Consortium and respective members
		b. Acts/approves/endors								


		e ongoing/completed projects								
	P4-Number of Proposals prepared and approved	Manage/ endorse research proposals to University President/funding agency and supervise monitoring of approved proposals	4	8		5	5	5	5	
		Percent rate of approved proposals	95%	98%		5	5	5	5	
	P5. Amount of research money generated from external funding	Facilitated generation of research money from external funding through endorsed programs/project proposals	14	26M		5	5	5	5	
	P6. Amount of research money generated from institutional funding	Review and endorse programs/projects and budget proposals for approval by University President	15	24		5	5	5	5	
	Number of coordinated/ supervised/ conducted RDE scientific and related fora and review proceedings/ outputs	Take overall coordination of RDE scientific and related for a (In House Review, Symposium, program/project conference)	25	40		5	5	5	5	
	Number of reviewed packaged RDE	Review and approve /recommend for final	40	80		5	5	5	5	R & D Update,

	Management outputs /IEC produced, reproduced and distributed for information and accreditation requirements	packaging of R & D submitted R & D progress reports								Newsletter, Tech Compendium, proceedings, RDE related reports
	Number of Forge / Manage and Strengthened RDE LINKAGES	Provided assistance to the University President in forging and maintaining international/ national/regional/ institutional RDE linkages	38	60		5	5	5	5 64.8/ 4.99	With external funding commitments for RDE support(ACIAR, UH, DA-BAR, PCARRD, DOST, NEDA, RHRDC, EVCIERD, Science Consortia, LGU collaborative programs,etc
FM0.4 Extension Services	Number of person-days trained weighted by length of training	Train stakeholders	10,000	2	4423	5	5	5	5	With stakeholders
	Number of trainings conducted	Acts and supported conducted RDE training / seminar workshops	14	30		5	5	5	5	With different units and stakeholders
	Number of technical expert services served	Number of technical expert services served a resource persons, consultancy/evaluators/ organizers	17	40		5	5	5	5	With host partner agencies, SUCs
	Number of IEC materials/technoguides developed/used	Approves produced IEC materials for distribution to stakeholders	11,000	60,000		5	5	5	5	

	Number of extension projects and major activities conducted	Conducts and facilitate of extension projects and major activities	330	750		5	5	5	5	
	Number of extension proposals submitted	Prepares extension programs and reviews/endorse proposals submitted by proponents	5	8		4.8	4.8	4.8	4.8	
	Percent of extension proposals approved	Percent of extension proposals approved	100 %	100%		4.8	4.8	4.8	4.8	
	Amount of extension money generated from external funding	Facilitate submission of programs/project budget proposals	7M	15M		5	5	5	5	
	Amount of extension money generated from institutional funding	Facilitate submission of programs/project budget proposals	3.M	4M		4.8	4.8	4.8	4.8	44.4/9 =4.93
MFO 4. Admin Support Services	I. Percentage of RDE documents acted on time	Acts on time administrative documents	100 %	100%		4.8	4.8	4.8	4.8	
	II. Number of meetings conducted	Preside OVPRE and other related meetings	10	16		5	5	5	5	
	IV. Percent RDE related trips approved	Approved RDE related trips	97 %	100%		5	5	5	5	


	V, Number of awards OVPRE has contributed to the university under the VP's overall supervision	RDE related awards received: - institution - consortium - projects: papers/ posters - researchers	30	44		5	5	5	5	198/4 = 49.5
Total Over-all Rating						133.4	133.2	133.2	133.2	
Average Rating						4.94	4.93	4.93	4.93	4.93
Adjectival Rating								OUTSTANDING		

Received by:


Planning Office


Date: _____

Calibrated by:


REMBERTO M. PATINDOL
Chairman, PMT

Date: _____

Recommending Approval:


OTHELLO B. CAPUNO
Vice President

Date: _____

Approved by:


EDGARDO E. TULIN
President

Date: _____