

Exhibit J


SUMMARY OF INDIVIDUAL RATINGS OF FACULTY MEMBERS
WITH MULTIPLE FUNCTIONS


Name of Faculty Member: Magnolia C. Lao


Program Involvement (1)	Percentage Weight of Involvement (2)	Numerical Rating (Rating x%) (3)	Equivalent Numerical Rating (2x3)
1. Instruction			
a. Head/Dean (50%)	4.47	4.47 x50%= 2.23	
b. Students (50%)	4.00	4.00 x50% = 2.00	
TOTAL for Instruction	70%	4.23	2.96
2. Research	-		-
3. Extension	-		-
4. Administration	-	.	-
5. Production	30%	5	1.50
TOTAL	100%		4.46

EQUIVALENT NUMERICAL RATING: 4.46
Add: Additional Points, if any: -
TOTAL NUMERICAL RATING: 4.46

ADJECTIVAL RATING: Very Satisfactory

Prepared by: 
MAGNOLIA C. LAO
Name of Faculty

Reviewed by: 
NANCY V. DUMAGUING
Department Head

Approved: 
EDGARDO E. TULIN
President

INDIVIDUAL PERFORMANCE COMMITMENT & REVIEW FORM (IPCR)

I, Magnolia C. Lao of the Department of Consumer and Hospitality Management commits to deliver and agree to be rated on the attainment of the following targets in accordance with the indicated measures for the period January to June 2016

MAGNOLIA C. LAO

Ratee

Approved: NANCY V. DUMAGUING

Head of Unit

MFO & PAPS	Success Indicators	Tasks/Target Assigned	Actual Accomplishment	Rating				Remarks
				Q1	E2	T3	A4	
Advanced & Higher Education Services	No. of Course Outlines/syllabus revised							
	2 nd Sem 2015-2016	1	1	4.8	4.8	5	4.86	
	Summer 2016	1	1	4.8	4.8	5	4.86	
	1 st Sem 2016-2017 Senior High*	1	1	4	4	5	4.33	
	No. of IMs revised							
	2 nd Sem 2015-2016	1	1	4.8	4.8	5	4.86	
	Summer 2016	1	1	4.8	4.8	5	4.86	
	1 st Sem 2016-2017 Senior High*	1	1	4.5	4.5	5	4.66	
	No. of long/term exams conducted, checked and recorded							
	2 nd Sem 2015-2016	218	436	5	4.80	5	4.93	
	Summer 2016	86	172	5	4.80	5	4.93	
	1 st Sem 2016-2017	0	0	-	-	-	-	
	No. of quizzes administered, checked & recorded							
	2 nd Sem 2015-2016	545	1,308	5	4.90	5	4.97	
	Summer 2016	172	473	5	4.90	5	4.97	
	1 st Sem 2016-2017 Senior High*	63	105	5	4.90	5	4.97	

*started June 2016


MFO & PAPS	Success Indicators	Tasks/Target Assigned	Actual Accomplishment	Rating				Remarks
Advanced & Higher Education Services	No. of student projects supervised & checked			Q1	E2	T3	A4	
	2 nd Sem 2015-2016	218	327	5	5	4.95	4.98	
	Summer 2016	43	86	5	5	4.95	4.98	
	1 st Sem 2016-2017 Senior High*	0	0	-	-	-	-	
	No. of laboratory activities checked and recorded							
	2 nd Sem 2015-2016	1,526	1,962	5	5	4.95	4.98	
	Summer 2016	258	344	5	5	4.95	4.98	
	1 st Sem 2016-2017 Senior High*	42	63	5	5	4.90	4.96	
	No. of student grades computed							
	2 nd Sem 2015-2016	218	436	5	5	4.80	4.93	
	Summer 2016	43	86	5	5	4.90	4.96	
	1 st Sem 2016-2017 Senior High*	0	0	-	-	-	-	
	No. of course grade submitted							
	2 nd Sem 2015-2016	1	1	5	5	4.90	4.96	
	Summer 2016	1	1	5	5	4.90	4.96	
	1 st Sem 2016-2017 Senior High*	0	0	-	-	-	-	

* started June 2016

[illegible]


Additional Points:			
Punctuality			
Approved Additional points (with copy of Approval)			
FINAL RATING	4.47		
ADJECTIVAL RATING	VS		

Received by:


 Planning Office


Date: _____

Calibrated by:


 PMT


Date: _____

Recommending Approval:


 Vice President

Date: _____

Approved by:


 EDGARDO E. TULIN
 President

Date: _____

- 1 - Quality
- 2 - Efficiency
- 3 - Timeliness
- 4 - Average