

**SUMMARY OF INDIVIDUAL RATINGS OF FACULTY MEMBERS
WITH MULTIPLE FUNCTIONS**

Name of Faculty Member: **NELLO D. GORNE (Asst. Prof. III)**

Program Involvement (1)	Percentage Weight of Involvement (2)	Numerical Rating (Rating x %) (3)	Equivalent Numerical Rating (2x3)
1. Instruction			
a. Head/Dean (100%)		4.80	
b. Students			
Total for Instruction	70%	4.80	3.36
2. Research			
a. Client/Dir. for Research			
b. Dept. Head/Center Director			
Total for Research	0.00%		
3. Extension			
a. Client/Dir. for Extension			
b. Dept. Head/Center Director		4.80	
Total for Extension	15.00%	4.80	0.72
4. Administration	10.00%	4.80	0.48
5. Production	5.00%	4.80	0.24
TOTAL	100%	19.20	4.80

EQUIVALENT NUMERICAL RATING:

4.80

Add: Additional Points, if any:

TOTAL NUMERICAL RATING:

4.80

ADJECTIVAL RATING:


OUTSTANDING

Prepared by:

Reviewed by:


NELLO D. GORNE

Name of Faculty


ULYSSES A. CAGASAN

Head, Department of Agronomy

Recommending Approval:


VICTOR B. ASIO, Ph.D.

Dean, College of Agriculture and Food Science

Approved by:


BEATRIZ S. BELONIAS


Vice President, Instruction


"Exhibit B"

INDIVIDUAL PERFORMANCE COMMITMENT & REVIEW FORM (IPCR)

I, NELLO D. GORNE, a faculty member of the DEPARTMENT OF AGRONOMY commits to deliver and agree to be rated on the attainment of the following targets in accordance with the indicated measures for the period January 1 - June 30, 2020.


NELLO D. GORNE
Asst. Prof. III
Date: _____

Approved:

ULYSSES A. CAGASAN
Department Head
Date: _____


VICTOR B. ASIO
College Dean
Date: _____

MFO No.	Description of MFO's/PAPs	Success/ Performance Indicators (PI)	Tasks Assigned	Target	Actual Accomplishment	Rating				REMARKS (Indicators in percentage should be supported with numerical values in numerators and denominators)
						Quality	Efficiency	Timelines	Average	
UMFO 1. ADVANCED EDUCATION SERVICES										
OVPI MFO 2. Graduate Student Management Services										
	PI 4. Total FTE coordinated, implemented & monitored*	A1. Actual Faculty's FTE	Handles subjects/courses assigned	2	1	4.9	4.9	4.9	4.90	
	PI 8. Number of graduate students advised *	A2. Number of students advised	Acts as academic adviser to graduate students	2	3	5	4.9	4.9	4.93	
		A3. Number of students advised on thesis/special problem/dissertation								
		As GAC Chairman	Advises and corrects research outline and thesis/SP/dissertation manuscript	2	1	4.9	4.9	4.9	4.90	
		As GAC Member	Advises and corrects research outline and thesis/SP/dissertation manuscript	2	4	5	5	4.9	4.97	
		A4. Number of students entertained for consultation purposes	Entertains students seeking consultation with faculty	8	5	5	4.9	4.9	4.93	
	PI 9. Number of instructional materials developed *	A5. Number of on-line ready coursewares developed and submitted for review	Converts the existing instructional materials into flexible learning systems	2	0	2.5	2.5	2.5	2.50	to be accomplished by the end of the year

		<i>On-line ready courseware</i>	Prepares Instructional module/laboratory guide/workbook or a combination thereof	4	0	2.5	2.5	2.5	2.50	to be accomplished by the end of the year
		<i>Supplemental learning resources</i>	Prepares Power Point presentation, video clips, movie clips, reading assignments depending on course taught	4	0	2.5	2.5	2.5	2.50	to be accomplished by the end of the year
		<i>Assessment tools</i>	Prepares assessment tools such as long exam, quizzes, problems sets, etc.	10	6	5	4.9	4.9	4.93	
		A6. Number of on-line course ware reviewed by TRP & edited by MMDC editor	Submits the course ware duly reviewed by TRP for editing by MMDC editor	1	0	3	3	3	3.00	to be accomplished by the end of the year
		A7. Number of virtual classroom created and operational	Creates virtual classroom using either Moddle or Google Classroom	1	0	3	3	3	3.00	to be accomplished by the end of the year
	PI 10. Additional outputs:	A8. Other outputs implementing the new normal due to covid 19	Designs experiential learning activities and other outputs to implement new normal							
UMFO 2. HIGHER EDUCATION SERVICES										
OVPI UMFO 3. Higher Education Management Services										
	PI 5. Total FTE, coordinated, implemented and monitored *	A9. Actual Faculty's FTE	Handles and teaches courses assigned	22	14.9	5	4.9	4.9	4.93	to be accomplished by the end of the year
		A10. Number of grade sheets submitted within prescribed period	Prepares gradesheet and submits on or before deadline	5	5	5	5	4.9	4.97	
		A 11. Number of INC forms with grade submitted within prescribed period	Facilitates students in their completion of the subject and submits completion forms with grade within prescribed period							
		A12. Number of trainings attended related to instruction	Attend mandated trainings							
		A13. Number of long examinations administered and checked	Administers and checks long examination for subjects taught	10	5	4.9	4.9	4.9	4.90	
		A14. Number of quizzes administered and checked	Prepares and checks quizzes for lec and lab	25	14	5	4.9	4.9	4.93	
		A15. Number of lab reports and term papers checked and graded	Checks lab reports and term papers submitted as required	10	5	4.9	4.9	4.9	4.90	
	PI 8. Number of students advised: *	A16. Number of students advised:	Acts as academic adviser to students	10	6	5	4.9	4.9	4.93	

		A17. Number of students advised on thesis/ field practice/special problem:								
		<i>As SRC Chairman</i>	Advises, and corrects research outline and thesis/SP manuscript	10	5	4.9	4.9	4.9	4.90	
		<i>As SRC Member</i>	Advises and corrects research outline and thesis/SP manuscript	10	11	5	4.9	5	4.97	
		A18. Number of students entertained for consultation purposes	Entertains students consulting on subject taught, thesis and grades	10	5	4.9	4.9	4.9	4.90	
	PI 9. Number of student organizations advised/ assisted *	A19. Number of Student organizations advised	Advises student organizations recognized by USOO							
		A20. Number of Student organizations assisted on student related activities	Assists student organizations in implementing student related activities							
	PI 10. Number of instructional materials developed *	A21. Number of on-line course were developed and submitted :	Prepares and submits for review by the Technical Review Panel	1	0	3	3	3	3.00	to be accomplished by the end of the year
		<i>On-line ready courseware</i>	Prepares Instructional module/laboratory guide/workbook or a combination thereof	6	3	4.9	4.9	4.9	4.90	
		<i>Supplemental learning resources</i>	Prepares Power Point presentation, video clips, movie clips, reading assignments	6	3	4.9	4.9	4.9	4.90	
		<i>Assessment tools</i>	Prepares assessment tools such as long exam, quizzes, problems sets, etc.	10	10	5	5	4.9	4.97	
		A23. Number of on-line course ware reviewed by TRP & edited by MMDC editor	Submits the course ware duly reviewed by TRP for editing by MMDC editor	1	0	3	3	3	3.00	to be accomplished by the end of the year
		A24. Number of virtual classroom created and operational	Creates virtual classroom using either Moddle or Google Classroom	2	0	2.5	2.5	2.5	2.50	to be accomplished by the end of the year
	PI 11. Additional outputs	A25. Number of Additional outputs accomplished:								
		<i>Program accreditation/evaluation</i>	Prepares documents and /or program profile and other materials required during program/institutional accreditation							
		<i>Agency/firm/Industry linkages</i>	Coordinates with potential firms and maintains linkages with firms willing to accept OJT students							
		A26. Other outputs implementing the new normal due to covid 19	Designs experiential learning activities and other outputs to implement new normal							

UMFO 3 . RESEARCH SERVICES										
	PI 1. Number of research outputs in the last three (3) years utilized by the industry or by other beneficiaries *	A27. Number of research outputs in the last three (3) years utilized by the industry or by other beneficiaries *	Conducts research for possible utilization by industry or other beneficiaries							
	PI 2. Number of research outputs completed within the year *	A28. Number of research outputs completed within the year *	Conducts and completes research or project within the year							
	PI 3. Percentage of research outputs published in internationally-referred or CHED recognized journal within the year (2%) *	A29. Percentage of research outputs published in internationally-referred or CHED recognized journal within the year	Writes publishable materials out of research outputs and submits for publication							
		<i>In refereed int'l journals</i>		5	2	4.5	4.5	4.5	4.50	to be accomplished by the end of the year
		<i>In refereed nat'l/regional journals</i>								
	PI 4. Number of research outputs presented in regional/national/ int'l fora/conferences	A30. Number of research outputs presented in regional/national/ int'l fora/conferences *	Prepares, submits and presents research paper in scientific fora /conferences							
		<i>In int'l fora/conferences</i>								
		<i>In nat'l/regional fora/conferences</i>								
	PI 5. Percent of research proposals approved *	A31. Percentage of of research proposals prepared, submitted and approved	Prepares research proposals, submits and follows up its approval for immediate	1	0	3	3	3	3.00	to be accomplished by the end of the year
	PI 6. Additional outputs*	A32. No. of research-related awards (research conducted by faculty or student w/ faculty)								
		A33. Number of journal articles/scientific paper received and reviewed as peer-reviewer	Acts as peer reviewer of journal articles/scientific papers, reviews the paper received and returns duly reviewed paper	4	2	4.9	4.9	4.9	4.90	
		A34. Number of UMs submitted to ITSO, VSU	Prepares and submits application for UM of technology generated out of research output							
		A35. Other outputs implementing the new normal due to covid 19	Designs research related activities and other outputs to implement new normal							
UMFO 4. EXTENSION SERVICES										

	PI 1. Number of active partnerships with LGUs, industries, NGOs, NGAs, SMEs, and other stakeholders as a result of extension activities	A36. Number of active partnerships with LGUs, industries, NGOs, NGAs, SMEs, and other stakeholders facilitated and maintained	Identifies and links with probable partners for extension activities and maintains this active partnership							
	PI 2. Number of trainees weighted by the length of training	A37. Number of trainees weighted by the length of training	Conducts trainings among beneficiaries of technologies for transfer							
	PI 3. Number of extension programs organized and supported consistent with the SUC's mandated and priority programs	A38. Number of extension programs/projects implemented	Implements duly approved extension projects	1	1	4.9	4.9	4.9	4.90	
	PI 4. Percentage of beneficiaries who rated the training course/s and advisory services as satisfactory or higher in terms of quality and relevance	A39. Percentage of beneficiaries who rated the training course/s and advisory services as satisfactory or higher in terms of quality and relevance	Provides quality and relevant training courses and advisory services							
	PI 5. Number of technical/expert services	A40. Number of technical/expert services as/in:	Provides the technical and expert services requested by							
	Research Mentoring	Research Mentor								
	Peer reviewers/Panelists	Peer reviewers/Panelists								
	Resource Persons	Resource Persons		1	1	5	5	4.9	4.97	
	Convenor/Organizer	Convenor/Organizer								
	Consultancy	Consultant								
	Evaluator	Evaluator								
	PI 8. Percent of extension proposals approved *	A41. Percent of extension proposals approved *	Prepares extension project proposals, submits and follow up its approval for immediate implementation							
	PI 11. Additional outputs *	A42. No. of extension-related awards (extn. conducted by faculty or student & faculty) *								
		A43. Other outputs implementing the new normal due to covid 19	Designs extension related activities and other outputs to implement new normal							

UMFO 5. SUPPORT TO OPERATIONS									
OVPI MFO 4. Program and Institutional Accreditation Services									
PI 8. Compliance to all requirements thru the established/adequate implementation, maintenance and improvement of the QMS of the core processes of the College/department under ISO 9001:2015*	A44. Compliance to all requirements of the QMS core processes of the university under ISO 9001:2015*	Ensures that all the QMS core processes of the university are complied with in the performance of his/her functions as faculty member		zero non-conformity	5	5	5	5.00	
	A45. Compliance to all requirements of the program and institutional accreditations:	Prepares required documents and complies all requirements as prescribed in the accreditation		100% compliant	5	5	5	5.00	
	On program accreditations								
	On institutional accreditations								
UMFO 6. GENERAL ADMIN. & SUPPORT SERVICES (GASS)									
PI 2. Zero percent complaint from clients served	A46. Customerly friendly frontline services	Provides customer friendly frontline services to clients		Zero % complaint	5	5	5	5.00	
PI 3: Additional Outputs	A47. Number of /new initiatives introduced resulting to best practice replicated/benchmarked by other depts/agencies *	Initiates/introduces improvements in performing functions resulting to best practice							
	A48. Other outputs implementing the new normal due to covid 19	Designs administration/management related activities and other outputs							
Total Over-all Rating					148.50	147.80	147.50	147.93	
Average Rating					4.37	4.35	4.34	4.35	
Adjectival Rating					VERY SATISFACTORY				
Comments and Recommendations for Development Purpose:								1- Quality 2- Efficiency 3- Timeliness 4- Average	
Write research papers and publish in refereed journal									

Evaluated & Rated by:

ULYSSES A. CAGASAN

Department Head

Date: _____

Recommending Approval:

VICTOR B. ASIO

Dean, College of Agriculture and Food Science

Date: _____

Approved by:

BEATRIZ S. BELONIAS

Vice President for Instruction

Date: _____

EMPLOYEE DEVELOPMENT PLAN

Name of Employee: NELLO D. GORNE

Performance Rating: OUTSTANDING

Aim: To sustain the outstanding rating

Proposed Interventions to Improve Performance

Date: January 30, 2020

Target Date: January to December 31, 2020

First Step:

To attend trainings and seminar and present paper in scientific conferences
Update instructional materials/syllabus

Result:

Presented research results in conference; attended trainings & seminars;
submitted extension proposals for evaluation and funding

Target Date: July 1 to Dec. 31, 2020

Next Step:

To write scientific articles for publications; research proposals for funding

Outcome: Have scientific paper published; research proposal funded


Final Step/Recommendation:

Maintain outstanding rating and publish research paper in refereed journals

Prepared by:

ULYSSES A. CAGASAN
Unit Head

Conformer:


NELLO D. GORNE
Name of Ratee Faculty/Staff