

**SUMMARY OF INDIVIDUAL RATINGS OF FACULTY MEMBERS
WITH MULTIPLE FUNCTIONS**

Name of Faculty Member: **MA. RACHEL KIM L. AURE**

| Program Involvement (1) | Percentage Weight of Involvement (2) | Numerical Rating (Rating x%) (3) | Equivalent Numerical Rating (2x3) |
|-----------------------------------------|-----------------------------------------------|-------------------------------------------|--------------------------------------------|
| 6. Instruction | | | |
| c. Head/Dean (50%) | | 4.58x50% = 2.29 | |
| d. Students (50%) | | 4.67x50% = 2.34 | |
| Total for Instruction | 70% | 4.63 | 3.24 |
| 7. Research | | | |
| c. Client/Dir. for Research (0%) | | | |
| d. Dept. Head/Center Director (100%) | | 2.93x 100% =2.93 | |
| Total for Research | 10% | 2.93 | 0.29 |
| 8. Extension | | | |
| c. Client/Dir. for Extension (0%) | | | |
| d. Dept Head/Center Director (100%) | | 5.00x 100% = | |
| Total for Extension | 10% | 5.00 | 0.50 |
| 9. Administration | 10% | 5.00 | 0.50 |
| 10. Production | | | |
| TOTAL | 100% | | 4.53 |

EQUIVALENT NUMERICAL RATING: _____

4.53

Add: Additional Points, if any: _____

TOTAL NUMERICAL RATING: _____

4.53

ADJECTIVAL RATING: _____

Outstanding

Prepared by:

Reviewed by:

MA. RACHEL KIM L. AURE

Name of Faculty

ROSARIO P. ABELA

Department Head

Recommending Approval:

BAYRON S. BARREDO

Dean/Director

Approved:


ROTACIO S. GRAVOSO


Vice President

INDIVIDUAL PERFORMANCE COMMITMENT & REVIEW FORM (IPCR)

I, **MA. RACHEL KIM L. AURE**, a faculty member of the **DEPARTMENT OF TEACHER EDUCATION** commit to the deliver and agree to be rated on the accomplishment of the following targets in accordance with the indicated measures for the period JANUARY - JUNE, 2024.


MA. RACHEL KIM L. AURE
 Associate Professor
 Date: July 29, 2024

Approved: 
ROSARIO P. ABELA
 Department Head
 Date: July 30, 2024


BAYRON S. BARREDO
 College Dean
 Date: July 30, 2024

| MFO No. | Description of MFO's/PAPs | Success/ Performance Indicators (PI) | Tasks Assigned | Target | Actual Accomplishment | Rating | | | | REMARKS (Indicators in percentage should be supported with numerical values in numerators and denominators) |
|--------------------------------------------------|-------------------------------------------------------|-----------------------------------------------------------------------------|------------------------------------------------------------------------------|--------|-----------------------|---------|------------|------------|---------|-------------------------------------------------------------------------------------------------------------|
| | | | | | | Quality | Efficiency | Timeliness | Average | |
| UMFO 1. ADVANCED EDUCATION SERVICES | | | | | | | | | | |
| OVPI MFO 2. Graduate Student Management Services | | | | | | | | | | |
| | PI 4: Total FTE coordinated, implemented & monitored* | A1. Actual Faculty's FTE | Handles subjects/courses assigned | 1 | | | | | | EDUC 203 - Research in Education (Instructional Workbook) - offered every 1st semester (August to December) |
| | PI 8: Number of graduate students advised * | A2. Number of students advised | Acts as academic adviser to graduate students | | | | | | | |
| | | A3 . Number of students advised on thesis/special problem/dissertation | | | | | | | | |
| | | As GAC Chairman | Advises and corrects research outline and thesis/SP/dissertation manuscript | | | | | | | |
| | | AS GAC Member | Advises and corrects research outline and thesis/SP/dissertation manuscript | | | | | | | |
| | | A4 . Number of students entertained for consultation purposes | Entertains students seeking consultation with faculty | 2 | 0 | 0 | 0 | 0 | 0 | |
| | PI 9: Number of instructional materials developed * | A5 . Number of on-line ready coursewares developed and submitted for review | Converts the existing instructional materials into flexible learning systems | | | | | | | |

| | | | | | | | | | | |
|-----------------------------------------------------------------------------|----------------------------------------------------------------|--|-------------------------------------------------------------------------------------------------------------|---|-------|---|---|---|------|-------------------------------------------------------------------------------------------------------------|
| On-line ready courseware | | | Prepares Instructional module/laboratory guide/workbook or a combination thereof | 1 | | | | | | EDUC 203 - Research in Education (Instructional Workbook) - offered every 1st semester (August to December) |
| Supplemental learning resources | | | Prepares Power Point presentation, video clips, movie clips, reading assignments depending on course taught | 1 | | | | | | EDUC 203 - Research in Education (Instructional Workbook) - offered every 1st semester (August to December) |
| Assessment tools | | | Prepares assessment tools such as long exam, quizzes, problems sets, etc. | 1 | | | | | | EDUC 203 - Research in Education (Instructional Workbook) - offered every 1st semester (August to December) |
| A 6 : Number of on-line course ware reviewed by TRP & edited by MMDC editor | | | Submits the course ware duly reviewed by TRP for editing by MMDC editor | | | | | | | EDUC 203 - Research in Education (Instructional Workbook) - offered every 1st semester (August to December) |
| A 7 : Number of virtual classroom created and operational | | | Creates virtual classroom using either Moodle or Google Classroom | 1 | | | | | | EDUC 203 - Research in Education (Instructional Workbook) - offered every 1st semester (August to December) |
| PI 10 . Additional outputs: | A 8. Other outputs implementing the new normal due to covid 19 | | Designs experiential learning activities and other outputs to implement new normal | 1 | | | | | | EDUC 203 - Research in Education (Instructional Workbook) - offered every 1st semester (August to December) |
| UMFO 2. HIGHER EDUCATION SERVICES | | | | | | | | | | |
| OVPI UMFO 3. Higher Education Management Services | | | | | | | | | | |
| PI 5: Total FTE, coordinated, implemented and monitored * | A9. Actual Faculty's FTE | | Handles and teaches courses assigned | 6 | 11.55 | 5 | 5 | 5 | 5.00 | 2nd Sem 2023 - 2024 Math 127, PrEd146, PrEd 153, and PrEd154 |
| | | | | | | | | | | |

| | | | | | | | | | | |
|--|--------------------------------------------|-------------------------------------------------------------------------------|--------------------------------------------------------------------------------------------------------------------------|----|-----|---|---|---|------|-----------------------------------------------------------------|
| | | A10. Number of grade sheets submitted within prescribed period | Prepares gradesheet and submits on or before deadline | 2 | 8 | 5 | 5 | 5 | 5.00 | 2nd Sem 2023 - 2024 Math 127, PrEd146, PrEd 153, and PrEd154 |
| | | A11. Number of INC forms with grade submitted within prescribed period | Facilitates students in their completion of the subject and submits completion forms with grade within prescribed period | 2 | 3 | 5 | 5 | 4 | 4.67 | 2nd Sem 2023 - 2024 Math 127, PrEd146, PrEd 153, and PrEd154 |
| | | A12. Number of trainings attended related to instruction | Attend mandated trainings | 2 | 5 | 5 | 5 | 5 | 5.00 | Seminars/Webinars/Conferences |
| | | A13. Number of long examinations administered and checked | Administers and checks long examination for subjects taught | 2 | 3 | 5 | 5 | 4 | 4.67 | 2nd Sem 2023 - 2024 Math 127, PrEd146, PrEd 153, and PrEd154 |
| | | A14. Number of quizzes administered and checked | Prepares and checks quizzes for lec and lab | 3 | 7 | 5 | 5 | 5 | 5.00 | 2nd Sem 2023 - 2024 Math 127, PrEd146, PrEd 153, and PrEd154 |
| | | A15. Number of lab reports and term papers checked and graded | Checks lab reports and term papers submitted as required | | | | | | | |
| | PI 8: Number of students advised: * | A16. Number of students advised: | Acts as academic adviser to students | 30 | 130 | 5 | 5 | 5 | 5.00 | 1st - 3rd year BSD Mathematics students |

| | | | | | | | | | | |
|--|-------------------------------------------------------------------|-------------------------------------------------------------------------------------|-------------------------------------------------------------------------------------------------------------|----|-----|---|---|---|------|-----------------------------|
| | | <u>A17</u> . Number of students advised on thesis/ field practice/special problem: | | | | | | | | |
| | | As SRC Chairman | Advises, and corrects research outline and thesis/SP manuscript | 3 | 5 | 5 | 4 | 5 | 4.67 | PrEd200 |
| | | As SRC Member | Advises and corrects research outline and thesis/SP manuscript | 3 | 10 | 5 | 4 | 5 | 4.67 | PrEd200 |
| | | <u>A18</u> . Number of students entertained for consultation purposes | Entertains students consulting on subject taught, thesis and grades | 30 | 150 | 5 | 5 | 5 | 5.00 | BSED students |
| | <u>PI 9</u> : Number of student organizations advised/ assisted * | <u>A19</u> . Number of Student organizations advised | Advises student organizations recognized by USOO | 1 | 1 | 4 | 5 | 5 | 4.67 | Mathematics Majors' Society |
| | | <u>A20</u> . Number of Student organizations assisted on student related activities | Assists student organizations in implementing student related activities | 1 | 1 | 5 | 4 | 5 | 4.67 | Mathematics Majors' Society |
| | <u>PI 10</u> : Number of instructional materials developed * | <u>A21</u> : Number of on-line course ware developed and submitted : | Prepares and submits for review by the Technical Review Panel | | | | | | | |
| | | On-line ready courseware | Prepares Instructional module/laboratory guide/workbook or a combination thereof | 1 | 1 | 5 | 4 | 5 | 4.67 | 2nd Sem 2023-2024 Math 127 |
| | | Supplemental learning resources | Prepares Power Point presentation, video clips, movie clips, reading assignments depending on course taught | 1 | 5 | 5 | 5 | 4 | 4.67 | 2nd Sem 2023-2024 Math 127 |
| | | Assessment tools | Prepares assessment tools such as long exam, quizzes, problems sets, etc. | 1 | 4 | 5 | 4 | 5 | 4.67 | 2nd Sem 2023-2024 Math 127 |

| | | | | | | | | | | |
|-----------------------------------|--------------------------------------------------------------------------------------------------------------------------|-------------------------------------------------------------------------------------------------------------------------|--------------------------------------------------------------------------------------------------------------------------------------|---|---|---|---|---|------|------------------------------------------------------------------------------------------------------------------------------------------------------------------------------------------------|
| | | A 23 : Number of on-line course ware reviewed by TRP & edited by MMDC editor | Submits the course ware duly reviewed by TRP for editing by MMDC editor | 1 | 1 | 5 | 5 | 5 | 5.00 | 2nd Sem 2023-2024 Math 127 |
| | | A 24 : Number of virtual classroom created and operational | | 1 | 1 | 5 | 5 | 5 | 5.00 | 2nd Sem 2023-2024 Math 127 |
| | PI 11. Additional outputs | A 25. Number of Additional outputs accomplished: | | | | | | | | |
| | | Program accreditation/evaluation | Prepares documents and /or program profile and other materials required during program/institutional accreditation and/or evaluation | | 1 | 5 | 5 | 5 | 5.00 | Revised BSED Mathematics curriculum as suggested by CHED / College of Education Curriculum and Instruction Review / Facilitated and organized the University Curriculum and Instruction Review |
| | | Agency/firm/Industry linkages | Coordinates with potential firms and maintains linkages with firms willing to accept OJT students from VSU | | | | | | | |
| | | A 26. Other outputs implementing the new normal due to covid 19 | Designs experiential learning activities and other outputs to implement new normal | | | | | | | |
| UMFO 3 . RESEARCH SERVICES | | | | | | | | | | |
| | PI 1. Number of research outputs in the last three (3) years utilized by the industry or by other beneficiaries * | A27. Number of research outputs in the last three (3) years utilized by the industry or by other beneficiaries * | Conducts research for possible utilization by industry or other beneficiaries | | | | | | | 19 |

| | | | | | | | | | | |
|--|-------------------------------------------------------------------------------------------------------------------------------------|------------------------------------------------------------------------------------------------------------------------------|----------------------------------------------------------------------------------|---|---|---|---|---|------|------------------------------------------------------------------------------------------------------------------------------------------------------------------------------------------------------------------------------------------------------------------------------------------------------------------------------------------------------------------------------------------------|
| | PI 2. Number of research outputs completed within the year * | A 28. Number of research outputs completed within the year * | Conducts and completes research project within the year | 1 | 4 | 5 | 5 | 4 | 4.67 | (1) ADAPTING TO THE NEW NORMAL IN EDUCATION: A CURRICULUM MODIFICATION DESIGN USING BLENDED LEARNING MODEL; (2) An Exit Survey of Graduating Students' Feedback: Basis for College of Education Continual Improvement; (3) Benchmarking and Capacity Needs Assessment Towards Developing VSU into a National Green University; (4) Analysis of the Teaching Performance Evaluation by Students |
| | PI 3. Percentage of research outputs published in internationally-referred or CHED recognized journal within the year (2%) * | A 29. Percentage of research outputs published in internationally-refereed or CHED recognized journal within the year | Writes publishable materials out of research outputs and submits for publication | | | | | | | |
| | | <i>In refereed int'l journals</i> | | 1 | 0 | 0 | 0 | 0 | 0 | |
| | | <i>In refereed nat'l/regional journals</i> | | 1 | 0 | 0 | 0 | 0 | 0 | |
| | PI 4. Number of research outputs presented in regional/national/ int'l | A 30. Number of research outputs presented in regional/national/ int'l fora/conferences * | Prepares, submits and presents research paper in scientific for a/conferences | | | | | | | |
| | | <i>In int'l fora/conferences</i> | | | | | | | | |
| | | <i>In nat'l/regional fora/conferences</i> | | | | | | | | |

| | | | | | | | | | | |
|--|-------------------------------------------------------|---------------------------------------------------------------------------------------------------|-------------------------------------------------------------------------------------------------------------------------|---|---|---|---|---|------|----------------------------------------------------------------------------------------------------------------------|
| | PI 5. Percent of research proposals approved * | A 31. Percentage of of research proposals prepared, submitted and approved | Prepares research proposals, submits and follows up its approval for immediate implementation | 1 | 2 | 5 | 5 | 5 | 5.00 | (1) Developing VSU into a National Green University; (2) Analysis of the Teaching Performance Evaluation by Students |
| | PI 6. Additional outputs* | A 32. No. of research-related awards (research conducted by faculty or student w/ faculty) | | | | | | | | |
| | | A 33. Number of journal articles/scientific paper received and reviewed as peer-reviewer | Acts as peer reviewer of journal articles/scientific papers, reviews the paper received and returns duly reviewed paper | | 1 | 5 | 5 | 5 | 5 | CNU Journal of Higher Education |
| | | A 34. Number of UMs submitted to ITSO, VSU | Prepares and submits application for UM of technology generated out of research output | | | | | | | |

| | | | | | | | | | | |
|-------------------------------------------------------------|-------------------------------------------------------------------------------------------------------------------------------------------------------------------------------------------------------|--------------------------------------------------------------------------------------------------------------|---------------------------------------------------------------------------------------------------------------------------------------|--|----------------|---|---|---|------|--|
| | Convenor/Organizer | Convenor/Organizer | | | | | | | | |
| | Consultancy | Consultant | | | | | | | | |
| | Evaluator | Evaluator | | | | | | | | |
| | PI 8. Percent of extension proposals approved * | A 41. Percent of extension proposals approved * | Prepares extension project proposals, submits and follow up its approval for immediate implementation | | | | | | | |
| | PI 11. Additional outputs * | A 42. No. of extension-related awards (extn. conducted by faculty or student & faculty) * | | | | | | | | |
| | | A 43. Other outputs implementing the new normal due to covid 19 | Designs extension related activities and other outputs to implement new normal | | | | | | | |
| UMFO 5. SUPPORT TO OPERATIONS | | | | | | | | | | |
| | OVPI MFO 4. Program and Institutional Accreditation Services | | | | | | | | | |
| | PI 8. Compliance to all requirements thru the established/adequate implementation, maintenance and improvement of the QMS of the core processes of the College/department under ISO 9001:2015* | A 44. Compliance to all requirements of the QMS core processes of the university under ISO 9001:2015* | Ensures that all the QMS core processes of the university are complied with in the performance of his/her functions as faculty member | | 100% compliant | 5 | 5 | 5 | 5.00 | |
| | | A 45. Compliance to all requirements of the program and institutional accreditations: | Prepares required documents and complies all requirements as prescribed in the accreditation tools | | 100% compliant | 5 | 5 | 5 | 5.00 | |
| | | On program accreditations | | | | | | | | |
| | | On institutional accreditations | | | | | | | | |
| UMFO 6. General Admin. & Support Services (GASS) | | | | | | | | | | |
| | PI 2. Zero percent complaint from clients served | A 46. Customerly friendly frontline services | Provides customer friendly frontline services to clients | | 100% compliant | 5 | 5 | 5 | 5.00 | |

| | | | | | | | | | | |
|--|--------------------------|-------------------------------------------------------------------------------------------------------------------------|------------------------------------------------------------------------------------------------|--|--|-----|-----|-----|--------|---------------------------------|
| | PI 3: Additional Outputs | A 47. Number of /new initiatives introduced resulting to best practice replicated/benchmarked by other depts/agencies * | Initiates/introduces improvements in performing functions resulting to best practice | | | | | | | |
| | | A 48. Other outputs implementing the new normal due to covid 19 | Designs administration/management related activities and other outputs to implement new normal | | | | | | | |
| | | | | | | 124 | 120 | 121 | 121.67 | avg |
| | Total Over-all Rating | | | | | 109 | 105 | 106 | 106.67 | avg |
| | Average Rating | | | | | 5 | 4.8 | 5 | 4.857 | avg |
| | Adjectival Rating | | | | | | | | | Outstanding - Very Satisfactory |

Evaluated & Rated by:

Rosario P. Abela

Department Head

Date: July 30, 2024

Recommending Approval

Bayron S. Barredo

Dean, College of Education

Date: 8-30-24

Approved by:

Rotacio S. Gravoso

Vice President for Academic Affairs

Date: August 16, 2024

Comments and Recommendations for Development Purpose:

Stay enthusiastic and committed to your work. Apo



TEACHING PERFORMANCE EVALUATION BY STUDENTS SUMMARY OF RATING

First Semester SY 2023-2024

Name of faculty: AURE, MA. RACHEL KIM L.

Department: Dept. of Teacher Education

College: College of Teacher Education

| Course No. & Descriptive Title | | Lab/ Lec | RATING | | % Evaluation Rating |
|-----------------------------------|-------------------------|-------------|--------|-------------------|------------------------|
| | | | Num. | Adjec. | |
| Math 133n | RESEARCH IN MATHEMATICS | LEC | 4.00 | Very Satisfactory | 80.0% |
| EDUC203 | EDUCATIONAL RESEARCH | LEC | 5.00 | Outstanding | 100.0% |
| EDUC203 | EDUCATIONAL RESEARCH | LAB | 5.00 | Outstanding | 100.0% |
| Average Rating | | | 4.67 | Outstanding | 93.33% |

Source: Results of Teaching Performance Evaluation by Students filed at ODIE

Legend:

1.00 – 1.49 Poor (P)

1.50 – 2.49 Fair (F)

2.50 – 3.49 Satisfactory (S)

3.50 – 4.49 Very Satisfactory (VS)

4.50 – 5.00 Outstanding (O)

Prepared by:

VANESSA W. NAZAL

TPES in-Charge

Date: May 08, 2024

Attested by:

MA. RACHEL KIM L. AURE

Director, Instruction and Evaluation

Date: May 08, 2024

Received by:

AURE, MA. RACHEL KIM L.

Name and Signature of Faculty

Date: May 24, 2024

Distribution of copies: ODIE, College, Department, Faculty

PERFORMANCE MONITORING & COACHING JOURNAL

| | | |
|---|-----------------|---------------------------------|
| / | 1st | Q U A R T E R |
| / | 2 nd | |
| | 3 rd | |
| | 4th | |

Name of Office: Department of Teacher Education


Head of Office: Rosario P. Abela

Number of Personnel: 32


| Activity Monitoring | MECHANISM | | | | Remarks |
|---------------------|----------------------------------------------------------------------------------------------------------------------------------------------------------------------------------------------------------------------------------|-------------------------------------------------------------------------------------------------------------------------------------------------------------------------------------------------------------------------|------|-------------------------------------------------|-------------------------------------------|
| | Meeting | | Memo | Others (Pls. specify) | |
| | One-on-One | Group | | | |
| Monitoring | | <ul style="list-style-type: none">• On the making of the OBE course syllabus• On the Implementation of the New Curricula• On the implementation of Synchronous and asynchronous classes | | Notice of Meetings/Routing Slip | Conducted during regular monthly meetings |
| Coaching | <ul style="list-style-type: none">• On the making of Test Questionnaire and Table of Specifications• On the contents of the new courses offered• On the faculty with satisfactory rating on TPES | | | Notice attached to evaluation form/Routing Slip | Conducted individually |

Note: Please indicate the date in the appropriate box when the monitoring was conducted.

Conducted by:


ROSARIO P. ABELA
 Immediate Supervisor

Noted by:


BAYRON S. BARREDO
 Next Higher Supervisor

TRACKING TOOL FOR MONITORING TARGETS

| Major Final Output/ Performance Indicator | TASK | ASSIGNED TO | DURA- TION | TASK STATUS | | | REMARKS |
|-----------------------------------------------------------------------------------------------------------------------------------------------------------|-----------------------------------------------------------------------------------------------------------------------------------------------------------------------------|----------------------|-----------------------|----------------------|----------------------|-----------------------|--------------------------------------------|
| | | | | Jan - Apr 2024 | May - Aug 2024 | Sept - Dec 2024 | |
| MFO 1 Advanced Education Services | | | | | | | |
| OVPAAs MFO1. Graduate Degree Program Management Services | | | | | | | |
| PI 1. Percentage of graduate school faculty engaged in research work applied in a. Pursuing advanced research degree program | Monitor the number of faculty pursuing research degree program for 2024 | Dept. Head & Faculty | Jan.- Dec. 2024 | | On-going | | Custodio, April Jae and Garingalao, Krizia |
| b. actively pursuing in the last three (3) years (investigative research, basic and applied scientific research, policy research social science research) | Monitor the number of faculty pursuing in the last three (3) years (investigative research, basic and applied scientific research, policy research social science research) | Dept. Head & Faculty | Jan.- Dec. 2024 | | On-going | | VSU-IHS |
| OVPAAs MFO2. Graduate Student Management Services | | | | | | | |
| PI 4. Total FTE coordinated, implemented & monitored | Coordinate, implement and monitor the FTE for 2 nd Semester, 2023-2024, Summer, 2024 & 1 st Semester, 2024-2025 | Dept. Head & Faculty | Jan.- Dec. 2024 | | On-going | | |
| PI 8. Number of graduate students advised | Advise graduate students | Dept. Head & Faculty | Jan.- Dec. 2024 | | On-going | | |
| PI 9. Number of Instructional materials developed | Develop instructional materials | Dept. Head & Faculty | Jan.- Dec. 2024 | | On-going | | |
| PI 10. Number of virtual classrooms created and operationalized | Create and operationalize virtual classrooms | Dept. Head & Faculty | Jan.- Dec. 2024 | | On-going | | |
| MFO 2. Higher Education Services | | | | | | | |
| PI 1: Total FTE Monitored | Monitor FTE for 2 nd sem 2023-2024, Summer 2023-2024 and 1 st sem 2024-2025 | Dept. Head & Faculty | Jan.- Dec. 2024 | | On-going | | Accomplished more than 100% of the target |
| | | | | | | | |
| PI 4: Number of graduates in mandated programs | Monitor graduating BEEd, BECEd and BSEd (major in | Dept. Head & Faculty | Jan.- Dec. 2024 | | On-going | | 242 graduates for school |


| | | | | | | | |
|---------------------------------------------------------------------------------------------------------------------|----------------------------------------------------------------------------------|----------------------|----------------|-----------|-----------|--|------------------------------------------------|
| graduated within the prescribed period | Science, Soc Stud, Engl, Math & Filipino) students | | | | | | year 2023-2024 |
| PI 8: Number of students advised | Advise on thesis/field practice/special problem and on consultation | Dept. Head & Faculty | Jan.-Dec. 2024 | | On-going | | Accomplished beyond target |
| PI 9: Number of student organizations advised/ assisted | Advise/assist CE student organization | Dept. Head & Faculty | Jan.-Dec. 2024 | | On-going | | Accomplished beyond target |
| PI 10: Number of instructional materials developed/revised | Prepare online courseware, materials and tools | Dept. Head & Faculty | Jan.-Dec. 2024 | | On-going | | Accomplished beyond target |
| PI 12: Percentage of first-time licensure exam takers that pass the licensure exams | Monitor the performance of students taking the exam | Dept. Head & Faculty | Jan.-Dec. 2024 | Completed | | | Accomplished beyond target (95%) |
| PI 13: Percentage of graduates (2 years prior) that are employed | Conduct BEEd, BECED, BSEd graduate tracer study | Dept. Head & Faculty | Jan.-Dec. 2024 | | On-going | | Only 90 out of 267 responses yet |
| PI 14: Percentage of undergraduate students enrolled in CHED-identified and RDC-identified priority programs | Comply with CHED-RQAT and COPC requirements for the BEEd, BECED and BSEd program | Dept. Head & Faculty | Jan.-Dec. 2024 | | Completed | | With certificate of compliance from CHED |
| PI 15: Percentage of undergraduate programs with accreditation | Accredited with AACCUP Level I | Dept. Head & Faculty | Jan.-Dec. 2024 | | On-going | | Subjected to AACCUP Level II in BSEd and BECED |
| PI 20: Number of programs applying for COPC | Comply in the application for COPC to all program | Dept. Head & Faculty | Jan.-Dec. 2024 | | On-going | | COPC compliance for all program |
| PI 21: Percentage of faculty rated at least VS by supervisor | Conduct class observation | Dept. Head & Faculty | Jan.-Dec. 2024 | Completed | | | All faculty were rated with at least VS |
| PI 22: Percentage of courses offered with approved course syllabi | Prepare syllabus for all courses offered | Dept. Head & Faculty | Jan.-Dec. 2024 | Completed | | | All courses have an approved syllabus |
| PI 24: Percentage of courses offered with final grades submitted within the allowable period | Submit grades on or before the deadline | Dept. Head & Faculty | Jan.-Dec. 2024 | | Completed | | All faculty were able to submit grades on time |
| PI 25: Percentage of IFWs submitted to OVPA on time | Submit IFW to OVPA on time | Dept. Head & Faculty | Jan.-Dec. 2024 | | Completed | | All faculty were able to submit IFW |
| MFO 3. Research Services | | | | | | | |
| PI 2: Number of research outputs presented in regional/ national/ int'l fora/ | Present research outputs in national and international fora/conference | Dept. Head & Faculty | Jan.-Dec. 2024 | | On-going | | To be accomplished |

| | | | | | | | |
|----------------------------------------------------------------------------------------------------------------|--------------------------------------------|----------------------|----------------|-----------|----------|--|--------------------------------------------------------------------------------------|
| conferences | | | | | | | |
| PI 4: Number of research proposals submitted/endorsed for funding | Submit research proposal with funding | Dept. Head & Faculty | Jan.-Dec. 2024 | | On-going | | To be accomplished |
| MFO 4. Extension Services | | | | | | | |
| PI 2: Number of training conducted | Conduct extension activities | Dept. Head & Faculty | Jan.-Dec. 2024 | | On-going | | To be accomplished |
| PI 4: Number of beneficiaries | At least one (1) group with 25 individuals | Dept. Head & Faculty | Jan.-Dec. 2024 | | On-going | | To be accomplished |
| PI 5: Number of technical/expert services | Act as research mentor, resource person | Dept. Head & Faculty | Jan.-Dec. 2024 | | On-going | | To be accomplished |
| PI 7: Number of extension proposal submitted | Submit extension proposal | Dept. Head & Faculty | Jan.-Dec. 2024 | | On-going | | To be accomplished |
| MFO 5. Support to Operations | | | | | | | |
| PI 1: Number of faculty pursuing advanced research degree programs facilitated, monitored and assisted | Faculty are pursuing graduate studies | Dept. Head & Faculty | Jan.-Dec. 2024 | | On-going | | The effectivity of study leave of Custodio & Garingalao is on August to be monitored |
| PI 3: Number of faculty granted with internal fellowship grants | Faculty availed for university grant | Dept. Head & Faculty | Jan.-Dec. 2024 | | On-going | | Ms. Custodio and Garingalao |
| PI 5: Number of faculty sent for training, seminars, conferences | Recommend faculty to attend training | Dept. Head & Faculty | Jan.-Dec. 2024 | | On-going | | 21 faculty were recommended and approved for training |
| PI 8: Number of faculty recruited/hired based on needed competencies and aligned with ISO standards | Hire regular and part-time instructors | Dept. Head & Faculty | Jan.-Dec. 2024 | | On-going | | Hired 13 part-time instructors for 2 nd semester, 2023-2024 for DTE & IHS |
| PI 5: Percentage of faculty rated by students with at least very satisfactory rating of the subjects evaluated | Faculty are rated with VS/O | Dept. Head & Faculty | Jan.-Dec. 2024 | | On-going | | All faculty were rated at least VS |
| PI 1: Number of degree programs which passed accreditation/evaluation at least level 1 | AACCUP accredited for all programs | Dept. Head & Faculty | Jan.-Dec. 2024 | Completed | | | Accredited in AACCUP for all programs |
| PI 4: Number of activities organized/ | Attend activities in relation to program | Dept. Head & Faculty | Jan.-Dec. | Completed | | | Attended the AACCUP |

| | | | | | | | |
|--------------------------------------------------------------------------------------------------------------------------------------------------------------------------------------------------------|--------------------------------------------------------------------------------------------------------------------------------------------------------------------------------------|----------------------|-----------------------|-----------|----------|--|-----------------------------------------------------|
| attended/ assisted/ participated/ facilitated | accreditation | | 2024 | | | | program accreditation workshop |
| PI 5: Compliance to all requirements thru the established/ adequate implementation, maintenance and improvement of the QMS of the core processes of the College/ department under ISO 9001:2015 | Comply to all requirements thru the established/ adequate implementation, maintenance and improvement of the QMS of the core processes of the College/department under ISO 9001:2015 | Dept. Head & Faculty | Jan.- Dec. 2024 | | On-going | | No NC and some OFI were still open |
| MFO 6. General Admin & Support Services | | | | | | | |
| PI 1: Zero percent complaint from clients served | Zero percent complaint from clients served | Dept. Head & Faculty | Jan.- Dec. 2024 | | On-going | | No complaint received |
| PI 2: Submission of College/ Department PPMP for the following year within deadline as prescribed by BAC* | Submit PPMP | Dept. Head & Faculty | Jan.- Dec. 2024 | Completed | | | Submitted under general fund and STF |
| PI 3: Number of coaching sessions among faculty & staff | Conduct coaching among faculty and staff | Dept. Head & Faculty | Jan.- Dec. 2024 | | On-going | | |
| PI 4: Number of planning sessions, tracking and monitoring of targets | Conduct planning sessions | Dept. Head & Faculty | Jan.- Dec. 2024 | | On-going | | Conducted planning and monitoring during meetings |
| PI 5: Number of monthly/special faculty & staff meetings conducted | Conduct department monthly/ special meeting | Dept. Head & Faculty | Jan.- Dec. 2024 | | On-going | | Conducted 3 regular meetings |
| PI 8: Number of departments/ institutes/ offices supervised | Supervise the DTE office | Dept. Head & Faculty | Jan.- Dec. 2024 | | On-going | | DTE is supervised by designated head |
| PI 9: Number of routine documents acted | Provide assistance in processing of documents | Dept. Head & Faculty | Jan.- Dec. 2024 | | On-going | | 937 documents acted, accomplished beyond the target |
| PI 10: Number of committee meetings conducted | Conduct committee meetings | Dept. Head & Faculty | Jan.- Dec. 2024 | | On-going | | To be arranged by committees |
| PI 12: Number of memoranda prepared | Prepare memoranda | Dept. Head & Faculty | Jan.- Dec. 2024 | | On-going | | Prepared by department head as needed |
| PI 13: Percentage of faculty and staff submitted a DTR | Submit DTR every month | Dept. Head & Faculty | Jan.- Dec. 2024 | | On-going | | Submitted DTR more or less 60% |

| | | | | | | | |
|---------------------------------------------------------------------------------|------------------------------------|----------------------|----------------|--|----------|--|-------------------------------------------------------|
| every month | | | | | | | of the faculty members on time |
| PI 15: Percentage of action plans implemented and monitored as scheduled | Implement and monitor action plans | Dept. Head & Faculty | Jan.-Dec. 2024 | | On-going | | Continual monitoring of targets |
| PI 16: Percentage of monthly accomplishment report submitted on time | Submit accomplishment report | Dept. Head & Faculty | Jan.-Dec. 2024 | | On-going | | Department head submits monthly accomplishment (100%) |

Prepared by:


ROSARIO P. ABELA
Unit Head

PERFORMANCE MONITORING FORM

Name of Employee: **MA. RACHEL KIM L. AURE**

| Task No. | Task Description | Expected Output | Date Assigned | Expected Date to Accomplish | Actual Date accomplished | Quality of Output* | Over-all assessment of output** | Remarks/ Recommendation |
|----------|--------------------------------------------------------------------------------|------------------------------------------------------|--------------------------|-----------------------------|--------------------------|--------------------|---------------------------------|--------------------------------------------------------|
| 1 | Teach graduate & undergraduate courses | 6 FTE | 1st week of January 2024 | Before the end of semester | June 2024 | Very Impressive | Outstanding | 11.55 FTE undergraduate courses |
| 2 | Develop on-line courseware, supplemental learning resources & assessment tools | Develop 1 supplemental learning & 1 assessment tools | 1st week of January 2024 | Before the end of semester | June 2024 | Impressive | Very Satisfactory | Developed 1 supplemental learning & 4 assessment tools |
| 3 | Develop virtual classroom | Develop 1 virtual classroom | 1st week of January 2024 | Before the end of semester | June 2024 | Impressive | Very Satisfactory | Developed 1 virtual classroom |
| 4 | Prepare research proposal | Prepare 1 research proposal | 1st week of January 2024 | Before the end of semester | June 2024 | Impressive | Very Satisfactory | Completed |

* Either very impressive, impressive, needs improvement, poor, very poor

** Outstanding, very satisfactory, satisfactory, unsatisfactory, poor

Prepared by:

R. Abela
ROSARIO P. ABELA
 Unit Head

EMPLOYEE DEVELOPMENT PLAN

Name of Employee: MA. RACHEL KIM L. AURE

Performance Rating: 4.87 ~~5.0~~ 4.53

Aim: Increase involvement in research and extension activities
Produce instructional materials on courses handled
Present and Publish Research

Proposed Interventions to Improve Performance:

Date: June 2024

Target Date: July to December 2024

First Step: Attend Seminars, Trainings, and workshops

Develop at least one Instructional Material

Write Research Proposals for Funding

Result:

Date: June 2024

Target Date: July to December 2024

Next Step: Submit Research Proposals for Funding

Conduct Research

Outcome: Approved Research Proposals

Final Step/Recommendation:

Publish Research Output

Conducts Research Trainings

Prepared by:

Rosario P. Abela
ROSARIO P. ABELA
Unit Head

Conforme:

MA. RACHEL KIM L. AURE
Name of Ratee Faculty/Staff