

SUMMARY OF INDIVIDUAL RATINGS OF FACULTY MEMBERS WITH MULTIPLE FUNCTIONS

SUMMARY OF INDIVIDUAL RATINGS OF FACULTY MEMBERS WITH MULTIPLE FUNCTIONS

Name of Faculty Member: RIS MENOEL M. MODINA

Program Involvement (1)	Percentage Weight of Involvement (2)	Numerical Rating (Rating x %) (3)	Equivalent Numerical Rating (2 x 3)
1. Instruction			
a. Head (50%)		$4.88 \times 0.5 = 2.44$	1.952
b. Students (50%)		$4 \times 0.5 = 2.0$	1.6
TOTAL for Instruction	80%		
2. Research	20%	4.8	0.96
TOTAL RATING			4.512

EQUIVALENT NUMERICAL RATING:

4.5

Add: Additional Points, if any:


TOTAL NUMERICAL RATING

4.5


ADJECTIVAL RATING:

OUTSTANDING


Prepared by:


RIS MENOEL R. MODINA
Name of Faculty

Reviewed by:


ANALYN M. MAZO
Head

Approved:


EDGARDO E. TULIN
President

Visayas State University
DEPARTMENT OF BIOLOGICAL SCIENCES
 Visca, Baybay City, Leyte
INDIVIDUAL PERFORMANCE COMMITMENT & REVIEW (IPCR)

I, Ris Menoel R. Modina, commits to deliver and agree to be rated on the attainment of the following targets in accordance with the indicated measures for the period January to June 2016.

Ris Menoel R. Modina

Instructor I

Date:

ANALYN M. MAZO

Head, DBS

Date:

MFO No.	MFO Description	Success/Performance Indicator (PI)	Task Assigned	Target	Actual Accomplishment	Rating				Remark
						Quality	Efficiency	Timeliness	Average	
UMFO	1: Advanced Education Services									
	DBS MFO 1. Graduate Degree Program									
	PI 1: Number of graduate degree specializations offered and monitored									
	PI 2: Total FTE monitored									
	PI 4: Percentage increase in number of graduate students enrolled									
	DBS MFO 2. Graduate Student									
	PI 1: Number of graduate students awarded with scholarship/ assistantship									
	PI 2: Percentage of graduate students awarded with scholarship/ assistantship who graduated within prescribed period									
	PI 3: Number of graduate students advised									

UMFO 2. Higher Education Services**DBS MFO 1. Curriculum Program**

	PI 1: Total FTE monitored	Total FTE	20	28	5	5	4.7	4.90	
	PI 2: Number of curricular program compliant to CMO, approved and offered								
	PI 3: Average passing percentage in licensure examinations in mandated programs								
	PI 4: Number of undergraduates in mandated programs who graduated within the prescribed period								
	PI 5: Percentage increase in the number of undergraduate students who graduated within prescribed period								
	PI 6: Percentage increase in number of undergraduate students enrolled								
	PI 7: Number of academe/industry linkage established								
	PI 8: Number of students advised for their academic and thesis concerns	Served as academic adviser for BS BIOLOGY students, served as thesis adviser and also served as SRC Chairman and Member of BS BIO students major in Marine Biology and Ecology	20	32	5	5	5	5.00	
	PI 9: Number of student organizations advised								
	PI 10: Number of instructional materials developed/revised	Powerpoint presentations in major subjects taught, (e.g. Zool 11- General Zoology, Zool 127- Embryology), & Lab guide for Zool 127	20	46	5	5	4.5	4.83	
	PI 11: Number of OBE compliant syllabus prepared	OBE compliant syllabus for Zool 127, Biol 127, Biol 123	2	3	5	5	4.5	4.83	
	PI 12: Additional outputs								
	Number of awards/recognitions received by faculty member								

DBS MFO 3. RESEARCH

	PI 1: Number of published papers in internationally								
	PI 2: Number of research outputs presented in								
	PI 3: Number of research project/study conducted								

	PI 4: Number of research proposals submitted								
	PI 5: Number of research proposals approved	Utilization of VSU Water Resources	1	1	5	5	4.5	4.83	
	PI 7: Amount of money generated from external funding								
	PI 8: Amount of money generated from institutional funding								
	PI 9: Additional outputs								
	Number of research related awards (research								
	Number of exchange scholars/researchers/visiting								
	Number of research articles submitted for publications								
	Number of terminal reports submitted								

DBS MFO 4. Extension services

	PI 1: Number of technical/expert services rendered								
	PI 2: Number of extension projects/components								
	PI 4: Amount of money generated from external								
	PI 5: Amount of money generated from institutional								
	PI 6: Additional Outputs								
	Number of clientele served for identification of								
	Number articles reviewed for peer-reviewed								
	Number of scientific fora attended as								

DBS MFO 5. Support to operation

OVPI MFO 1 Faculty Development Services

	PI 1. Number of faculty pursuing advanced degree								
--	--	--	--	--	--	--	--	--	--

OVPI MFO 2 Faculty Recruiting/Hiring Services

	PI 1: Number of new faculty recommended for hiring								
	PI 3: Degree program compliant to CHED								
	PI 4: Degree program has passed evaluation with at								

OVPI MFO 3 Faculty Evaluation Services

	PI 1: Number of seminars/ trainings/ conventions/								
	PI 2: Percentage of Faculty rated by students with at								
	PI 3: Number of in-house								


OVPI MFO 4 Program and institutional Accreditation

	PI 1: Number of degree programs which passed								
	PI 2: Percentage of degree program compliant with								

DBS MFO 6: General Administration and Support


PI 1: Zero complaints from clients									
PI 2: Additional outputs									
Number of management meetings attended									
Number of management meetings conducted (DBS									
Number of recommendations made for the approval									
Number of requests made for approval by the									
Number of Purchase requests made for									
Number of job/letter requests made for the									
PI 7: Number of well maintained laboratory/lecture									
Number of well maintained comfort rooms for									
Number of laboratory specimens properly collected for									
Number of exam papers properly mimeographed and									
Number of laboratory/lecture guides reproduced on									
Number of documents acted upon promptly									
Laboratory Services									
Number of laboratory equipment properly maintained									
No. of glasswares/equipment dispensed									
No. of glasswares/equipment inventoried/yr									
% of students & faculty served on time during the									
% of request for reagents prepared & issued during									
% specimens collected & prepared before scheduled									
% materials/equipment submitted to the property									
Total Over-all Rating								24.40	
Average Rating								4.88	
Adjectival Rating								Outstanding	

Received by:


Planning Officer

Date: _____

Calibrated by:


REMBERTO A. PATINDOL, PhD

Chairman, PMT

Date: _____

Recommending Approval:


BEATRIZ S. BELONIAS, PhD

Vice Pres. for Instruction

Date: _____

Approved:


EDGARDO E. TULIN, PhD

President

Date: _____