

**SUMMARY OF INDIVIDUAL RATINGS OF FACULTY MEMBERS  
WITH MULTIPLE FUNCTIONS  
July - December 2018**


Name of Faculty Member:

**LEMUEL S. PRECIADOS**

|    | Program Involvement                    | Percentage Weight of Involvement (2) | Numerical Rating (Rating x %) (3) | Equivalent Numerical Rating (2 x 3) |
|----|--|--------------------------------------|-----------------------------------|-------------------------------------|
| 1. | Instruction                            | <b>70%</b>                           |                                   |                                     |
|    | a. Head/Dean (50%)                     | 4.96                                 | 2.48                              |                                     |
|    | b. Students (50%)                      | 4.67                                 | 2.34                              |                                     |
|    | Total for Instruction                  |                                      | 4.82                              | 3.37                                |
| 2. | Research                               | <b>10%</b>                           |                                   |                                     |
|    | a. Client/Director for Research (50%)  | 4.71                                 | 2.36                              |                                     |
|    | b. Dept. Head/Center Director (50%)    | 4.71                                 | 2.36                              |                                     |
|    | Total for Research                     |                                      | 4.71                              | 0.47                                |
| 3. | Extension                              | <b>10%</b>                           |                                   |                                     |
|    | a. Client/Director for Extension (50%) | 4.50                                 | 2.25                              |                                     |
|    | b. Dept. Head/Center Director (50%)    | 4.50                                 | 2.25                              |                                     |
|    | Total for Extension                    |                                      | 4.50                              | 0.45                                |
| 4. | Administration                         |                                      |                                   |                                     |
|    |  |                                      |                                   |                                     |
| 5. | Others                                 | <b>10%</b>                           |                                   |                                     |
|    | Attendance to Seminars & Workshops     | 4.80                                 | 4.80                              | 0.48                                |
|    | <b>TOTAL</b>                           |                                      |                                   | <b>4.77</b>                         |

|                                 |                    |
|---------------------------------|--------------------|
| EQUIVALENT NUMERICAL RATING     | <b>4.77</b>        |
| Add: Additional Points, if any: |                    |
| TOTAL NUMERICAL RATING          | <b>4.77</b>        |
| ADJECTIVAL RATING               | <b>Outstanding</b> |


Prepared by:

  
**LEMUEL S. PRECIADOS**  
Name of Faculty

Reviewed by:


  
**MOISES NEIL V. SERINO**  
Department Head

Approved:


  
**BEATRIZ S. BELONIAS**  
Vice President for Instruction

## INDIVIDUAL PERFORMANCE COMMITMENT &amp; REVIEW FORM (IPCR)

I, LEMUEL S. PRECIADOS of the Department of Economics commits to deliver and agree to be rated on the attainment of the following targets in accordance with the indicated measures for the period July 1-Dec. 31, 2018.

  
**LEMUEL S. PRECIADOS**  
 Ratee

Approved:

  
**MOISES NEIL V. SERINO**  
 Head of Unit

| MFO & PAPs                  | Success Indicators                                     | Tasks Assigned              | Target | Actual Accomp. | Rating |     |                                 |             | Remarks                         |
|-----------------------------|--|-----------------------------|--------|----------------|--------|-----|---------------------------------|-------------|---------------------------------|
|                             |  |                             |        |                | Q1     | E2  | T3                              | A4          |                                 |
| Advanced Education Services | Fulltime Teaching Equivalent for Graduate              | Teaching graduate courses   | 2.00   | 2.11           | 5      | 5   | 5                               | 5           | ECON 231 (lec/lab)              |
| Higher Education Services   | Fulltime Teaching Equivalent Under graduate courses    | Teaching Undergrad. courses | 6.00   | 8.70           | 5      | 5   | 5                               | 5           | Econ 155, Econ 101b(2 sections) |
|                             | Number of Instructional Materials Revised and Utilized |                             |        |                |        |     |                                 |             |                                 |
|                             | Number of Student Research Advised                     |                             |        |                |        |     |                                 |             |                                 |
|                             | * Approved thesis outline                              | Major student               | 2      | 3              | 4.8    | 4.8 | 4.8                             | 4.8         |                                 |
|                             | * Approved manuscript                                  | Major student               | 2      | 3              | 5      | 5   | 5                               | 5           |                                 |
|                             | Number of student organization advised                 |                             | 1      | 2              | 5      | 5   | 5                               | 5           |                                 |
|                             |  |                             |        |                |        |     |                                 |             |                                 |
|                             |  |                             |        |                |        |     | <b>Ave. rating A &amp; HES</b>  | <b>4.96</b> |                                 |
| Research Services           | Number of research proposal prepared and submitted     | Research                    | 1      | 2              | 5      | 5   | 5                               | 5           |                                 |
|                             | Number of research project conducted                   |                             | 1      | 2              | 5      | 5   | 5                               | 5           |                                 |
|                             | Seminars, workshops & trainings attended:              |                             |        |                |        |     |                                 |             |                                 |
|                             | * International  |                             | 1      | 1              | 4.8    | 4.8 | 4.8                             | 4.8         |                                 |
|                             | * National   |                             | 1      | 1              | 4.5    | 4.5 | 4.5                             | 4.5         |                                 |
|                             | * Regional   |                             |        |                |        |     |                                 |             |                                 |
|                             | * Local  |                             | 1      | 1              | 4.5    | 4.5 | 4.5                             | 4.5         |                                 |
|                             | Outputs presented in: * International                  |                             | 1      | 1              | 4.8    | 4.8 | 4.9                             | 4.83        |                                 |
|                             | * National   |                             | 1      | 1              | 4.5    | 4.7 | 4.5                             | 4.57        |                                 |
|                             | * Regional   |                             | 1      | 1              | 4.5    | 4.5 | 4.5                             | 4.5         |                                 |
|                             | * Local  |                             |        |                |        |     |                                 |             |                                 |
|                             |  |                             |        |                |        |     | <b>Ave. rating for Research</b> | <b>4.71</b> |                                 |

[illegible]

|                       |   |                 |   |   |     |     |                                |      |  |
|-----------------------|---|-----------------|---|---|-----|-----|--------------------------------|------|--|
| Extension Services    | Resource Person (Licensure Exam for Agriculturist Review) | Resource person | 1 | 1 | 4.5 | 4.5 | 4.5                            | 4.50 |  |
|                       | Number of Extension project conducted                     |                 |   |   |     |     |                                |      |  |
|                       | Seminars/Workshops & trainings attended                   |                 |   |   |     |     |                                |      |  |
|                       | * International   |                 |   |   |     |     |                                |      |  |
|                       | * National  |                 |   |   |     |     |                                |      |  |
|                       | * Regional  |                 |   |   |     |     |                                |      |  |
|                       | * Local   |                 |   |   |     |     |                                |      |  |
|                       |   |                 |   |   |     |     |                                |      |  |
|                       |   |                 |   |   |     |     | Ave. rating for Extension      | 4.50 |  |
| Other Services        | Seminars/Forum/Conferences Attended                       |                 | 1 | 2 | 4.8 | 4.8 | 4.8                            | 4.80 |  |
|                       |   |                 |   |   |     |     |                                |      |  |
|                       |   |                 |   |   |     |     |                                |      |  |
|                       |   |                 |   |   |     |     | Ave. rating for Other Services | 4.80 |  |
| Total Over-all Rating | 18.97   |                 |   |   |     |     |                                |      |  |

|   |  |             |
|---|--|-------------|
| Average Rating (Total Over-all rating divided by 3) |  | 4.74        |
| Additional Points:                                  |  |             |
| Punctuality   |  |             |
| Approved Additional points (with copy of approval)  |  |             |
| <b>FINAL RATING</b>                                 |  | 4.74        |
| <b>ADJECTIVAL RATING</b>                            |  | Outstanding |

**Comments & Recommendations for Development Purpose:**

**Publish research works in reputable peer-reviewed journals.**

**Calibrated by:**

**MOISES NEIL V. SERIÑO**

Head, DOE

Date: \_\_\_\_\_

**Recommending Approval:**

**ANTONIO P. ABAMO**

Dean, CME

Date:

**Approved;**

**BEATRIZ S. BÉLONIAS**

**Vice-President for Instruction**

Date:

- 1 - Quality
- 2 - Efficiency

3 - Timeliness  
4 - Average



## EMPLOYEE DEVELOPMENT PLAN

Name of Employee: Lemuel S. Preciados  
Performance Rating: July – December 2018

Aim: Level II accreditation of BS Economics program and seek admission for PhD studies at international universities

Proposed Interventions to Improve Performance and/or Competence and Qualification to assume higher responsibilities:

Date: July 1, 2018

Target Date: October 31, 2018

First Step:

Prepare the PPP for BS Economics for Area 4 – Support to Students

Result:

PPP for Area 4 – Support to Students completed and submitted for AACUP evaluation.

Date: November 1, 2018

Target Date: December 31, 2018

Next Step:

To attend and present research output in a conference or relevant fora. In addition, apply for PhD studies abroad

Outcome:

One research paper qualified for the search for best poster during the 30<sup>th</sup> joint ViCARP and RRDEN regional symposium. Presented also research results during the Asian Association of Agricultural Colleges and Universities 22nd Biennial Conference.

Final Step/Recommendation:

Continue applying for PhD studies, preferably abroad.

Prepared by:

  
MOISES NEIL V. SERINO  
Unit Head

Conforme:

  
LEMUEL S. PRECIADOS  
Ratee