

SUMMARY OF INDIVIDUAL RATINGS OF FACULTY MEMBERS WITH MULTIPLE FUNCTIONS

Name of Faculty Member: NICOLE CHELSEA MANGUIAT

Program Involvement (1)	Percentage Weight of Involvement (2)	Numerical Rating (Rating x%) (3)	Equivalent Numerical Rating (2x3)
1. Instruction			
a. Head/Dean (50%)		4.92 x50%= 2.46	
b. Students (50%)		4.86 x50%= 2.43	
Total for Instruction	95%	4.89	4.645
2. Research			
a. Client/Dir. for Research (50%)			
b. Dept. Head/Center Director (50%)			
Total for Research			
3. Extension			
a. Client/Dir. for Extension (50%)			
b. Dept Head/Center Director (50%)			
Total for Extension			
c. Administration	5%	4.665	0.233
d. Production			
TOTAL	100%		4.878

EQUIVALENT NUMERICAL RATING: 4.878
 Add: Additional Points, if any: none
 TOTAL NUMERICAL RATING: 4.878

ADJECTIVAL RATING: **OUTSTANDING**

Prepared by:

Reviewed by:


NICOLE CHELSEA MANGUIAT

Name of Faculty


CHERYL C. BATISTEL

Department Head

Recommending Approval:


GLENN G. PAJARES

Dean/Director

Approved:


ROTACIO S. GRAVOSO


Vice President

"Exhibit B"

INDIVIDUAL PERFORMANCE COMMITMENT & REVIEW FORM (IPCR)

I, **NICOLE CHELSEA MANGUIAT**, a faculty member of the **DEPARTMENT OF BIOLOGICAL SCIENCES** commit to the deliver and agree to be rated on the the following accomplishment in accordance with the indicated measures for the period **January - June 2024**.


NICOLE CHELSEA MANGUIAT
 Instructor I
 Date: July 5, 2024


Approved:

CHERYL C. BATISTEL
 Head, DBS
 Date: July 22, 2024

MFO No.	Description of MFO's/PAPs	Success/ Performance Indicators (PI)	Tasks Assigned	Target (Jan. - Dec)	Actual Accomplishment	Rating				REMARKS (Indicators in percentage should be supported with numerical values in numerators and denominators)
						Quality	Efficiency	Timeliness	Average	
UMFO 1. ADVANCED EDUCATION SERVICES										
OVPI MFO 2. Graduate Student Management Services										
UMFO 2. HIGHER EDUCATION SERVICES										
OVPI MFO 3. Higher Education Management Services										
	PI 6: Number of programs	A 1. Number of programs	Prepares documents and /or							
	PI 10: Total FTE, coordinated, implemented and monitored *	A 2. Actual Faculty's FTE	Handles and teaches courses assigned	20	43.80	5	5	5	5.00	handles Mirc 24 Lab, Biol 115 lab, scts 11 lec
	PI 11: Number of new	A 3. Number of new revised curricular	Contributes to the submission							
	PI 13: Percentage of	A 4. Percentage of courses offered with	Teaches subjects with							
	PI 14: Percentage of	A 5. Percentage of courses offered with	Teaches subjects with							
	PI 15: Number of	A 6. Number of Instructional Materials	Prepares and submits IMs for							
	PI 16: Percentage of courses offered with final grades submitted within the allowable period	A 7. Percentage of courses offered with final grades submitted within the allowable period	Submits grade sheets within allowable period	50%	100.00%	5	5	5	5.00	Submit grade for Scts 11 lec
	PI 18: Percentage of	A 8. Percentage of courses rated								


	PI 19: Additional Outputs	A 10. Number of long examinations administered and checked	Administers and checks long examination for subjects taught	10	12	5	5	5	5.00	Administers and checks long exam for all subjects handled
		A 11. Number of quizzes administered and checked	Prepares and checks quizzes for lec and lab	30	30	5	5	5	5.00	Prepares and checks quizzes for all subjects handled
		A 12. Number of lab reports and term papers checked and graded	Checks lab reports and term papers submitted as required	10	16	5	5	5	5.00	Checks lab reports and term papers for Micr 24 and Biol 115
		A 14. Number of Student	Assists student organizations							
UMFO 3. RESEARCH SERVICES										
UMFO 4. EXTENSION SERVICES										
UMFO 5. SUPPORT TO OPERATIONS										
OVPI MFO 1. Faculty Development Services										
	PI 7: Number of trainings,	A 50. Number of training, seminars, and	Attends training, seminars, and							
		International								
		National								
		Regional/Institutional								
OVPI MFO 3. Registration Services										
	PI 9: Percentage of students	A 51. Percentage of students enrolled	Validates students within the							
	PI 10: Number of students	A 52. Number of students advised	Acts as academic adviser							
OVPI MFO 4. Curricular Program Management Services										
	PI 12: Number of IMs	A 53. Number of IMs reviewed by the	Submits IMs for review							
	PI 13: Number of course syllabi and TOS reviewed	A 54. Number of course syllabi and TOS reviewed and approved	Submits course syllabi and TOS for approval							
	PI 14: Number of OJT MOAs	A 55. Number of OJT MOAs prepared	Coordinates with potential firms							
	PI 15: Number of student	A 56. Number of student interns	Acts as student internship							
	PI 16: Number of student	A 57. Number of students advised on								
		As SRC Chairman	Advises and corrects research							
		As SRC Member	Advises and corrects research							
	PI 17: Number of exchange	A 58. Number of exchange students	Acts as exchange student							
	PI 18: Number of students	A 59. Number of students from other	Acts coordinator/facilitator for							
	PI 19: Number of external	A 60. Number of external	Facilitates in assisting of the							
	PI 20: Number of students	A 61. Number of students from other	Facilitates in assisting students							
	PI 21: Additional outputs	A 62. Number of students entertained for consultation purposes	Entertains students consulting on subject taught, thesis and grades	5	10	5	5	5	5.00	Entertains students consulting on subject taught
UMFO 6. GENERAL ADMINISTRATIVE AND SUPPORT SERVICES										

PI 9: Percentage of submitted DTR within 20 days after the last day of the	A 73: Percentage of submitted DTR within 20 days after the last day of the month	Submits DTR within 20 days after the last day of the month		6	5	5	5	5.00	
PI 10: Percentage of complaints, if any, addressed on time	A 74: Percentage of complaints, if any, addressed on time	Addresses complaints on time (if any)							
PI 12: Percentage of monthly accomplishment report submitted	A 76: Percentage of monthly accomplishment report submitted	Submits monthly accomplishment report							
PI 17: Additional Outputs	A 80: Number of meetings attended	Attends meetings (departmental/institutional)	5	6	4	4	5	4.33	Attends department meetings
	A 81: Number of new initiatives introduced resulting to best practice	Initiates/introduces improvements in performing							
Total Over-all Rating								39.33	
Average Rating								4.92	
Adjectival Rating								Outstanding	
Comments & Recommendations for Development Purpose: Pursue MSc degree.									


Evaluated & Rated by:


CHERYL C. BATISTEL
 Head, DBS
 Date: July 22, 2024

Recommending Approval:


GLENN C. PAJARES
 Dean, CAS
 Date: July 23, 2024

Approved by:


ROTACIO S. GRAVOSO
 Vice President for Academic Affairs
 Date: July 25, 2024

PERFORMANCE MONITORING & COACHING JOURNAL

/	1st	Q U A R T E R
/	2 nd	
	3 rd	
	4th	

Name of Office: DBS


Head of Office: CHERYL C. BATISTEL

Number of Personnel: 17

Activity Monitoring	MECHANISM				Remarks
	Meeting		Memo	Others (Pls. specify)	
	One-on-One	Group			
Monitoring					
Coaching		/		Everyone is reminded to submit TOS, grades and DTR on time	

Note: Please indicate the date in the appropriate box when the monitoring was conducted.

Conducted by:


CHERYL C. BATISTEL
 Immediate Supervisor

Noted by:


GLENN G. PAJARES
 Next Higher Supervisor

TRACKING TOOL FOR MONITORING TARGETS


Major Final Output/Performance Indicator	TASK	ASSIGNED TO	DURATION	TASK STATUS				REMARKS
				1 st Q	2 nd Q	3 rd Q	4 th Q	
MFO 1 ADVANCED EDUCATION SERVICES (20%)								
PI 3:	Total FTE monitored			/	/			
MFO 2 HIGHER EDUCATION SERVICES (50%)								
PI 4:	Percentage of students enrolled on schedule	All faculty		/				
PI 5:	Percentage increase in enrolment	All faculty		/	/			
PI 6:	Number of programs accredited	All faculty		/	/			
PI 10:	Total FTE monitored *	All DBS and affiliate faculty		/	/			
PI 11:	Number of new revised curricular proposals submitted	All faculty		/	/			
PI 12:	Number of new revised proposal approved by UCC	All faculty		/				
PI 17:	Percentage of faculty rated at least VS in the Teaching Performance Evaluation by Students (TPES)	All faculty			/			
PI 18:	Percentage of faculty rated at least VS by Supervisor	All faculty			/			
PI 2:	Number of research outputs completed	EKLS		/				
PI 4:	Number of research proposals submitted	RJPD, CCB, EKLS, FOP, HVO, RMM, DNM, EOB		/				
PI 1:	Number of active partnerships with	DMGV, RJPD,		/	/			

	LGUs, industries, NGOs, NGAs, SMEs, and other stakeholders as a result of extension activities * (MOUs/MOAs)	SAC						
PI 2:	Number of trainees weighted by the length of training *	SAC			/			
PI 3:	Number of extension programs and projects	DMGV, SAC		/	/			
PI 4:	Percentage of beneficiaries who rated the training course/s as satisfactory or higher in terms of quality and relevance*	DMGV, SAC,			/			
PI 5: Number of expert services rendered:	1. Peer reviewers of journal/book	CCB, RMM		/	/			
	2. Review of research and extension proposal	SAC			/			
	3. resource speaker/person (panelist, discussant, judge in academic and research competition, moderator in conferences, convenor, facilitator)	SAC, RJPD			/			
PI 6:	Number of extension proposals submitted	DMGV			/			
PI 8:	Number of Extension projects implemented	DMGV, AMM		/	/			
PI 10:	Number of extension activities conducted	DMGV, RJPD, SAC		/	/			
PI 11:	Number of trainings, seminars and fora conducted	DMGV, SAC		/	/			

PI 18:	Additional outputs							
	Number of specimens identified	AMM, HVO, EOB		/	/			
OVPI MFO 1. Faculty Development Services								
PI 1:	Number of faculty pursuing advanced research degrees	JGB, JCE, ARRF, BLAR, SAC, EOB		/	/			
PI 7:	Number of faculty sent to trainings, seminars and conferences	AMM, DNM, SAC, HVO, RMM, EKLS, EOB		/	/			
OVPI MFO 3. Registration Services								
PI 9:	Percentage of students enrolled and validated within the registration period	All faculty		/				
PI 10:	Number of students advised during the registration period	All faculty		/				
OVPI MFO 4. Curricular Program Management Services								
PI 11:	Number of curricular reviews conducted	All faculty		/	/			
PI 13:	Number of course syllabi and TOs reviewed and approved	All faculty		/	/			
PI 14:	Number of OJT MOAs prepared	RMM, DMGV			/			
PI 16:	Number of thesis students advised	CCB, SAC, AMM, DMG, EKLS, FOP, DNM, BLAR, RMM, HVO, EOB, RJD, BSB		/	/			
MFO 6. GENERAL ADMINISTRATIVE AND SUPPORT SERVICES (GASS)								
PI 1.	Number of departments/institutes/offices supervised	AMM, CCB		/	/			
PI 2.	Number of management	DBS Faculty &		/	/			

	meetings conducted	Staff						
PI 3.	Number of committee meetings conducted	AMM, CCB		/	/			
PI 4.	Number of routinary documents acted	AMM, CCB		/	/			
PI 5.	Number of requests acted	AMM, CCB		/	/			
PI 6.	Number of memoranda prepared	AMM, CCB			/			
PI 9:	Percentage of faculty and staff who submitted a DTR every month	All faculty		/	/			
PI 12:	Monthly accomplishment report submitted on time			/	/			
PI 13:	Number of classrooms and Lab rooms constructed and renovated				/			
PI 14:	Percentage budget utilization (GAA)			/	/			
	Percentage budget utilization (STF)			/	/			

Prepared by:


CHERYL C. BATISTEL
 Head, DBS

EMPLOYEE DEVELOPMENT PLAN

Name of Employee: Nicole Chelsea Manguiat
Performance Rating: Outstanding

Aim: To develop and submit research proposal for funding

Proposed Interventions to Improve Performance:

Date: January 2024 Target Date: December 2024

First Step:
Pursue graduate studies

Result:

Date: January 2024 Target Date: December 2024

Next Step

Outcome:

Final Step/Recommendation:

Prepared by: 
CHERYL C. BATISTEL
Unit Head

Conforme:

NICOLE CHELSEA MANGUAIT
Instructor I



TEACHING PERFORMANCE EVALUATION Summary by Department

Department: Dept. of Biological Science

Semester and Academic Year: First Semester 2023-2024

College: College of Arts and Sciences

Faculty name	Number of classes	Numerical Rating	Percentile Rating	Descriptive Rating
ANALYN MENDOZA MAZO	4	4.50	90.00 %	Outstanding
BEATRIZ SATENTES BELONIAS	2	5.00	100.00 %	Outstanding
BERNA LOU ABA REGIS	7	4.43	88.57 %	Very Satisfactory
CHERYL COSTILLAS BATISTEL	4	4.50	90.00 %	Outstanding
CLARISSA MAE LAROA SAS	9	4.89	97.78 %	Outstanding
DARIUS NOEL MINOZA	8	4.88	97.50 %	Outstanding
DONNA GUARTE	8	4.62	92.50 %	Outstanding
EUNICE KENEE LABONITE SERIÑO	5	4.80	96.00 %	Outstanding
FRETZELJANE OLOR POGADO	6	4.50	90.00 %	Outstanding
GIDEON RELENTE YEPES	7	4.86	97.14 %	Outstanding
HONEYLENE VALENZONA ONGY	5	5.00	100.00 %	Outstanding
JUDY MAE GILSANO ASIS	8	4.50	90.00 %	Outstanding
LEONARDO DULOJAN CADAVOS	9	5.00	100.00 %	Outstanding
NICOLE CHELSEA . MANGUIAT	7	4.86	97.14 %	Outstanding
RIS MENOEL ROMEN MODINA	5	4.80	96.00 %	Outstanding
ROSALINA DIALIMAS POLIQUIT	6	4.67	93.33 %	Outstanding
SENONA ARAZO CESAR	8	4.50	90.00 %	Outstanding
TED DOMINIQUE S. BELONIAS	8	4.44	88.75 %	Very Satisfactory
YASSER LIM MECATE	9	4.89	97.78 %	Outstanding
Department Mean		4.72	94.34%	Outstanding

Prepared by:

VANESSA W. NAZAL
 TPES in-Charge
 Date: April 24, 2024

Attested by:

MA. RACHEL KIM L. AURE
 Director, Instruction and Evaluation
 Date: April 24, 2024

Received by:

Vision: A globally competitive university for science, technology, and environmental conservation.
Mission: Development of a highly competitive human resource, cutting-edge scientific knowledge and innovative technologies for sustainable communities and environment.

Received by:

nmv
ANALYN MENDOZA MAZO

Name and Signature of Department head

Date: *5/21/24*

mtldncto
MA. THERESA POSAS LORETO

Name and Signature of College Dean

Date: *May 21, 2024*

Distribution of copies: ODIE, College, Department

Vision: A globally competitive university for science, technology, and environmental conservation.
Mission: Development of a highly competitive human resource, cutting-edge scientific knowledge and innovative technologies for sustainable communities and environment.

Page 2 of 2
FM-ODI-12

1st23-24sdDBS-02