

Exhibit K**SUMMARY OF INDIVIDUAL RATINGS OF FACULTY MEMBERS
WITH MULTIPLE FUNCTIONS**Name of Faculty Member: MA. GRACE C. SUMARIA

Program Involvement (1)	Percentage Weight of Involvement (2)	Numerical Rating (Rating x %) (3)	Equivalent Numerical Rating (2x3)
1. Instruction			
a. Head/Dean (50%)		2.27 2.35	
b. Students (50%)		2.50	
Total for Instruction	80% 60%	4.77 4.85	3.82 2.91
2. Research			
a. Client/Dir. for Research (0%)			
b. Dept. Head/Center Director (0%)			
Total for Research	10% 20%	5.00 4.67	0.50 0.93
3. Extension			
a. Client/Dir. for Extension (0%)			
b. Dept Head/Center Director (0%)			
Total for Extension	10%	5.00	0.50
4. Administration & Support to Operations	10%	5.00	0.50
5. Production			
TOTAL			4.82 4.84

EQUIVALENT NUMERICAL RATING:

~~4.82~~ 4.84

Add: Additional Points, if any:


TOTAL NUMERICAL RATING:

~~4.82~~ 4.84


ADJECTIVAL RATING:

Outstanding


Prepared by:


MA. GRACE C. SUMARIA
Name of Faculty


Reviewed by:


ELDON P. DE PADUA
Department Head

Recommending Approval:


JANNET C. BENCURE
Dean/Director

Approved:


ROTACIO S. GRAVOSO
Vice President



VISAYAS
STATE UNIVERSITY




**DEPARTMENT OF AGRICULTURAL
AND BIOSYSTEMS ENGINEERING**


Visca, Baybay City, Leyte, PHILIPPINES
Telephone: (053) 525-0140 local 1015
Email: dabe@vsu.edu.ph
Website: www.vsu.edu.ph

"Exhibit B"

INDIVIDUAL PERFORMANCE COMMITMENT & REVIEW FORM (IPCR)

I, MA. GRACE C. SUMARIA, a faculty member of the DEPARTMENT OF AGRICULTURAL AND BIOSYSTEMS ENGINEERING commit to the deliver and agree to be rated on the attainment of the following targets with accomplishments in accordance with the indicated measures for the period January to June 2024.


MA. GRACE C. SUMARIA
Ratee
Date: 19 July 2024

Approved: 
ELDON P. DE PADUA
Department Head
Date: 24 July 2024

MFO No.	Description of MFO's/PAPs	Success/ Performance Indicators (PI)	Tasks Assigned	Target	Actual Accomplishment	Rating				REMARKS (Indicators in percentage should be supported with numerical values in numerators and denominators)
						Quality	Efficiency	Timeliness	Average	
UMFO 1. ADVANCED EDUCATION SERVICES										
OVPI MFO 2. Graduate Student Management Services										
	PI 4: Total FTE coordinated, implemented & monitored*	A1. Actual Faculty's FTE	Handles subjects/courses assigned							
	PI 8: Number of graduate students advised *	A2. Number of students advised	Acts as academic adviser to graduate students							
		A3. Number of students advised on thesis/special problem/dissertation								

		<i>As GAC Chairman</i>	<i>Advices and corrects research outline and thesis/SP/dissertation manuscript</i>							
		<i>AS GAC Member</i>	<i>Advices and corrects research outline and thesis/SP/dissertation manuscript</i>							
		<i>A4 . Number of students entertained for consultation purposes</i>	<i>Entertains students seeking consultation with faculty</i>							
	<i>PI 9: Number of instructional materials developed *</i>	<i>A5 . Number of on-line ready coursewares developed and submitted for review</i>	<i>Converts the existing instructional materials into flexible learning systems</i>							
		<i>On-line ready courseware</i>	<i>Prepares Instructional module/laboratory guide/workbook or a combination thereof</i>							
		<i>Supplemental learning resources</i>	<i>Prepares Power Point presentation, video clips, movie clips, reading assignments depending on course taught</i>							
		<i>Assessment tools</i>	<i>Prepares assessment tools such as long exam, quizzes, problems sets, etc.</i>							
		<i>A 6 : Number of on-line course ware reviewed by TRP & edited by MMDC editor</i>	<i>Submits the course ware duly reviewed by TRP for editing by MMDC editor</i>							
		<i>A 7 : Number of virtual classroom created and operational</i>	<i>Creates virtual classroom using either Moodle or Google Classroom</i>							

	PI 10 . Additional outputs:	A 8. Other outputs implementing the new normal due to covid 19	<i>Designs experiential learning activities and other outputs to implement new normal</i>							
UMFO 2. HIGHER EDUCATION SERVICES										
OVPI UMFO 3. Higher Education Management Services										
	PI 5: Total FTE, coordinated, implemented and monitored *	A9. Actual Faculty's FTE	<i>Handles and teaches courses assigned</i>		18.75	5	5	4	4.67	
		A10 . Number of grade sheets submitted within prescribed period	<i>Prepares gradesheet and submits on or before deadline</i>	4	4	5	5	4	4.67	ABEn 156 - 1; ABEn 176 - 1 ; ABEn 200.2 - 1; ABEn 200.3 - 1
		A 11 . Number of INC forms with grade submitted within prescribed period	<i>Facilitates students in their completion of the subject and submits completion forms with grade within prescribed period</i>							
		A12 . Number of trainings attended related to instruction	<i>Attend mandated trainings</i>	2	1	5	5	5	5.00	Faculty On-boarding
		A13 . Number of long examinations administered and checked	<i>Administers and checks long examination for subjects taught</i>	4	4	5	5	4	4.67	ABEn 156 - 2; ABEn 176 - 2
		A14 . Number of quizzes administered and checked	<i>Prepares and checks quizzes for lec and lab</i>	10	10	5	5	4	4.67	ABEn 156 - 5; ABEn 176 - 5
		A15 . Number of lab reports and term papers checked and graded	<i>Checks lab reports and term papers submitted as required</i>	5	8	5	5	4	4.67	ABEn 156 - 2; ABEn 176 - 6
	PI 8: Number of students advised: *	A16. Number of students advised:	<i>Acts as academic adviser to students</i>	50	42	5	5	4	4.67	
		A17 . Number of students advised on thesis/ field practice/special problem:		5	26	5	5	5	5.00	

		<i>As SRC Chairman</i>	Advises, and corrects research outline and thesis/SP manuscript		17	5	5	4	4.67	
		<i>As SRC Member</i>	Advises and corrects research outline and thesis/SP manuscript	6	9	5	5	4	4.67	
		A18 . Number of students entertained for consultation purposes	Entertains students consulting on subject taught, thesis and grades	25	35	5	5	5	5.00	
	PI 9 : Number of student organizations advised/ assisted *	A19 . Number of Student organizations advised	Advises student organizations recognized by USOO							
		A20 . Number of Student organizations assisted on student related activities	Assists student organizations in implementing student related activities							
	PI 10 : Number of instructional materials developed *	A 21 : Number of on-line course ware developed and submitted :	Prepares and submits for review by the Technical Review Panel							
		<i>On-line ready courseware</i>	<i>Prepares Instructional module/laboratory guide/workbook or a combination thereof</i>							
		<i>Supplemental learning resources</i>	<i>Prepares Power Point presentation, video clips, movie clips, reading assignments depending on course taught</i>	4	4	5	5	5	5.00	
		<i>Assessment tools</i>	Prepares assessment tools such as long exam, quizzes, problems sets, etc.	10	37	5	5	4	4.67	Aben 156 - 18; ABEn 176 - 19
		A 23 : Number of on-line course ware reviewed by TRP & edited by MMDC editor	Submits the course ware duly reviewed by TRP for editing by MMDC editor							

		A 24 : Number of virtual classroom created and operational	Creates virtual classroom using either Moddle or Google Classroom	2	2	5	5	5	5.00	ABen 156 ; ABEn 176
	PI 11. Additional outputs	A 25. Number of Additional outputs accomplished:								
		<i>Program accreditation/evaluation</i>	Prepares documents and /or program profile and other materials required during program/institutional accreditation and/or evaluation	0						
		<i>Agency/firm/Industry linkages</i>	Coordinates with potential firms and maintains linkages with firms willing to accept OJT students from VSU	1	1	5	5	5	5.00	JE Hydro & Bio-Energy Corp.
		A 26. Other outputs implementing the new normal due to covid 19	Designs experiential learning activities and other outputs to implement new normal							
UMFO 3 . RESEARCH SERVICES										
	PI 1. Number of research outputs in the last three (3) years utilized by the industry or by other beneficiaries *	A27. Number of research outputs in the last three (3) years utilized by the industry or by other beneficiaries *	Conducts research for possible utilization by industry or other beneficiaries	1	1	5	5	4	4.67	Hydraulic Ram Pump Development and Automation for Small Irrigation System in Upland Barangays
	PI 2. Number of research outputs completed within the year *	A 28. Number of research outputs completed within the year *	Conducts and completes research oroject within the year	1	0					
	PI 3. Percentage of research outputs published in internationally-referred or CHED recognized journal within the year (2%) *	A 29. Percentage of research outputs published in internationally-refereed or CHED recognized journal within the year	Writes publishable materials out of research outputs and submits for publication		1	5	5	4	4.67	Performance Evaluation of a Taro (Colocasia Esculenta) Assisted Vermifilter for Swine Wastewater Treatment

		<i>In refereed int'l journals</i>		1	0					
		<i>In refereed nat'l/regional journals</i>								
	PI 4. Number of research outputs presented in regional/national/ int'l fora/conferences	A 30. Number of research outputs presented in regional/national/ int'l fora/conferences *	Prepares, submits and presents research paper in scientific fora/conferences							
		<i>In int'l fora/conferences</i>		1	0					
		<i>In nat'l/regional</i>		1	0					
	PI 5. Percent of research proposals approved *	A 31. Percentage of research proposals prepared, submitted and approved	Prepares research proposals, submits and follows up its approval for immediate implementation							
	PI 6. Additional outputs*	A 32. No. of research-related awards (research conducted by faculty or student w/ faculty)								
		A 33. Number of journal articles/scientific paper received and reviewed as peer-reviewer	Acts as peer reviewer of journal articles/scientific papers, reviews the paper received and returns duly reviewed paper							
		A 34. Number of UMs submitted to ITSO, VSU	Prepares and submits application for UM of technology generated out of research output							
		A 35. Other outputs implementing the new normal due to covid 19	Designs research related activities and other outputs to implement new normal							
UMFO 4. EXTENSION SERVICES										

	PI 1. Number of active partnerships with LGUs, industries, NGOs, NGAs, SMEs, and other stakeholders as a result of extension activities	A 36. Number of active partnerships with LGUs, industries, NGOs, NGAs, SMEs, and other stakeholders facilitated and maintained	Identifies and links with probable partners for extension activities and maintains this active partnership							
	PI 2. Number of trainees weighted by the length of training	A 37. Number of trainees weighted by the length of training	Conducts trainings among beneficiaries of technologies for transfer							
	PI 3. Number of extension programs organized and supported consistent with the SUC's mandated and priority programs	A 38. Number of extension programs/projects implemented	Implements duly approved extension projects							
	PI 4. Percentage of beneficiaries who rated the training course/s and advisory services as satisfactory or higher in terms of quality and relevance	A 39. Percentage of beneficiaries who rated the training course/s and advisory services as satisfactory or higher in terms of quality and relevance	Provides quality and relevant training courses and advisory services							
	PI 5. Number of technical/expert services	A 40. Number of technical/expert services as/in:	Provides the technical and expert services requested by beneficiaries							
	Research Mentoring	Research Mentor								
	Peer reviewers/Panelists	Peer reviewers/Panelists								
	Resource Persons	Resource Persons		1	0					
	Convenor/Organizer	Convenor/Organizer			1	5	5	5	5.00	World Water Day 2024
	Consultancy	Consultant								
	Evaluator	Evaluator								
	PI 8. Percent of extension proposals approved *	A 41. Percent of extension proposals approved *	Prepares extension project proposals, submits and follow up its approval for immediate implementation							


	PI 11. Additional outputs *	A 42. No. of extension-related awards (extrn. conducted by faculty or student & faculty) *								
		A 43. Other outputs implementing the new normal due to covid 19	Designs extension related activities and other outputs to implement new normal							
UMFO 5. SUPPORT TO OPERATIONS										
OVPI MFO 4. Program and Institutional Accreditation Services										
	PI 8. Compliance to all requirements thru the established/adequate implementation, maintenance and improvement of the QMS of the core processes of the College/department under ISO 9001:2015*	A 44. Compliance to all requirements of the QMS core processes of the university under ISO 9001:2015*	Ensures that all the QMS core processes of the university are complied with in the performance of his/her functions as faculty member	zero non-conformity	zero non-conformity	5	5	4	4.67	
		A 45. Compliance to all requirements of the program and institutional accreditations:	Prepares required documents and complies all requirements as prescribed in the accreditation tools	100% compliant	100% compliant	5	5	4	4.67	
		On program accreditations								
		On institutional accreditations								
UMFO 6. General Admin. & Support Services (GASS)										
	PI 2. Zero percent complaint from clients served	A 46. Customerly friendly frontline services	Provides customer friendly frontline services to clients	Zero % complaint	Zero % complaint	5	5	5	5.00	

	PI 3: Additional Outputs	A 47. Number of /new initiatives introduced resulting to best practice replicated/benchmarked by other depts/agencies *	Initiated/introduces improvements in performing functions resulting to best practice							
		A 48. Other outputs implementing the new normal due to covid 19	Designs administration/managem ent related activities and other outputs to implement new normal							
	Total Over-all Rating								100.67	
	Average Rating								4.79	
	Adjectival Rating								Outstanding	


Comments & Recommendations for Development Purposes:

Explore strategies to improve your instruction rating.
Attend seminars/conferences/trainings to improve RDE and instruction capabilities.


Evaluated & Rated by:


ELDON P. DE PADUA
Department Head
Date: 19 July 2024

Recommending Approval:


JANNET C. BENCURE
Dean, CET
Date: 24 July 2024

Approved by:


ROTACIO S. GRAVOSO
Vice President for Academic Affairs
Date: 26 July 2024

PERFORMANCE MONITORING & COACHING JOURNAL

✓	1st	Q U A R T E R
✓	2 nd	
	3 rd	
	4th	

Name of Office: DABE

Head of Office: Engr. Eldon P. De Padua

Number of Personnel: 8


Activity Monitoring	MECHANISM				Remarks
	Meeting		Memo	Others (Pls. specify)	
	One-on-One	Group			
Monitoring					
Monitoring of classes conducted by DABE faculty members	Reminded the faculty members to conduct their classes regularly	Posted an announcement in the department's online communication platform			Faculty members conducted their classes regularly (through Face to face)
Monitoring of the submission of OBE Syllabus and TOS by department	Reminded the faculty members regarding the submission of Course Syllabi and TOS	Included in DABE regular meeting for the month of August and September 2023		Notice of meeting	Some of the faculty members have submitted their OBTL Syllabus and TOS
Monitoring of the submission of IPCR with targets	Reminded the faculty members to submit their IPCR with targets	Included in DABE regular meeting for the month of June		Notice of meeting	All faculty members have submitted their IPCRs with targets
Monitoring of the attendance of faculty members in the Mandatory Orientation and Re-orientation of	Reminded the assigned faculty members to attend in the Mandatory Orientation and	Posted an announcement in the department's online communication	OP Memo Circular No.22 s.2023		All assigned faculty members attended the orientation and re-orientation

Academic Advisers, Department Enrolment Focal Persons, and College Hotline Agents	Re-orientation of Academic Advisers, Department Enrolment Focal Persons, and College Hotline Agents	ion platform			event
Monitoring of faculty members' preparations for the 1 st Sem AY 2023-2024 classes	Reminded the faculty members regarding the start of classes in the 1 st Sem AY 2023-2024	Included in DABE regular meeting for the month of July 2023		Notice of Meeting	Faculty members have started the preparation of their assigned courses for the coming semester (1 st Sem AY 2023-2024)
Monitoring of the conduct of midterm exam for 1 st Sem AY 2023-2024	Reminded the faculty members regarding the conduct of midterm exam for 1 st Sem AY 2023-2024	Posted an announcement in the department's online communication platform			All faculty members conducted the midterm exam
Monitoring of the submission of midterm grades for 1 st Sem AY 2023-2024	Reminded the faculty members to submit the midterm grades of their students	Included in DABE regular meeting for the month of April		Notice of meeting	Some of the faculty members have submitted their midterm grades
Monitoring of DABE projected faculty workload	Reminded the faculty members regarding the Subject Offerings for the 1 st Sem AY 2023-2024	Included in DABE regular meeting for the month of September 2023		Notice of meeting	Distributed and monitored the projected faculty workload for 1 st Sem AY 2023-2024
Coaching					
Coaching on the conduct of classes regularly using the blended-learning strategy to DABE faculty members	Reminded the faculty members to conduct their classes regularly	Posted an announcement in the department's online communication platform	DABE Memo. No. 03 s. 2024		Faculty members conducted their classes regularly (through blended/flexible teaching-learning method)


Coaching on the preparation of OBTL Syllabus and TOS prior to submission by department	Reminded the faculty members regarding the submission of Course Syllabi and TOS	Included in DABE regular meeting for the month of August and September 2023		Notice of meeting	Majority of the faculty members have submitted their OBTL Syllabus and TOS
--	---	---	--	-------------------	--

Note: Please indicate the date in the appropriate box when the monitoring was conducted.

Conducted by:


ELDON P. DE PADUA
 Head, DABE

Noted by:


JANNET C. BENCURE
 Dean, CET

TRACKING TOOL FOR MONITORING TARGETS

Major Final Output/Performance Indicator	TASK	ASSIGNED TO	DURATION	TASK STATUS						REMARKS
				1 st Month	2 nd Month	3 rd Month	4 th Month	5 th Month	6 th Month	
MFO 1. Advanced Education Services										
OVPI MFO 2. Graduate Study Management Services										
PI 2. Percentage of accredited graduate programs	Offering MS Program	Dept. Head and Graduate Faculty	Continuing Task							
PI 3. Number of graduate degree specializations offered and monitored	Offering MS Program	Dept. Head and Graduate Faculty	Continuing Task							
MFO 2. Higher Education Services										
PI 1. Percentage of first-time licensure exam takers that pass the licensure exams	Teaching	Dept. Head and Faculty				50 %				11 out of 22 first-time takers passed the exam
PI 2. Percentage of graduates (2 years prior) that are employed	Teaching	Dept. Head and Faculty								Tracer study for 2023 graduates is to be conducted on October 2024
PI 3. Percentage of undergraduate student population enrolled in CHED-identified and RDC-identified priority programs	Enrolling students	Dept. Head and Faculty	Jan-June 2024	x	x	x	x	x	x	100% of the students
PI 5: Total FTE, coordinated, implemented and monitored	Offering BS Program	Dept. Head and Faculty	Continuing Task	x	x	x	x	x	x	DABE FTE for BS courses are coordinated, implemented and monitored
PI 8. Number of students advised										
<i>On thesis/field practice/special problem</i>	Advising	Dept. Head and Faculty	Continuing Task	x	x	x	x	x	x	Thesis and Field Practice
<i>No. of Approved Manuscript submitted within the</i>	Advising	Dept. Head and Faculty		34						EPDePadua-1; MGCSumari

<i>prescribed period</i>										a-3; DLSTan-1
<i>On consultation</i>	Advising	Dept. Head and Faculty	Continuin g Task	x	x	x	x	x	x	Course/subj ect related, Enrollment, Career guidance
PI 9: Number of student organizations advised/ assisted										
<i>Student organizations advised</i>	Organiza tion advising	Org. Adviser/Fac ulty	Continuin g Task	x	x	x	x	x	x	PSABE VSU-SC; CET-SSC
<i>Student organizations assisted on student related activities</i>	Assisting student related activities	Dept. Head and Faculty	Continuin g Task						x	ABE Day
PI 10: Number of instructional materials developed										
<i>On-line ready courseware</i>	Making instructio nal materials	Dept. Head and Faculty	Jan-June 2024	x	x	x	x	x	x	Some online courseware are continuously updated
<i>Flexible instructional materials</i>	Making instructio nal materials	Dept. Head and Faculty	Jan-June 2024	x	x	x	x	x	x	Some online instructional materials are continuously updated
<i>Assessment Tools</i>	Making assessm ent tools	Dept. Head and Faculty	Jan-June 2024	x	x	x	x	x	x	Assessment tools are continuously monitored and updated by all faculty members
<i>Number of virtual classrooms created and operationalized</i>	Creating and operation alizing virtual classroom s	Dept. Head and Faculty	Jan-June 2024							Virtual classrooms are already available
MFO 3. Research Activities										
PI 1: Number of research outputs in the last three (3) years utilized by the industry or by other beneficiaries	Conducti ng research es	Faculty	Continuin g task	x	x	x	x	x	x	1.Hydraulic ram pump demo unit (technical evaluation of 1 ram pump model # 2 prototype) 2. Evaporative cooling system demo unit (automated proto-type), 3 optimization of single chamber syngas; 4. Solar tunnel

										dryer
PI 2. Number of research outputs completed within the year	Conducting researches	Faculty	Continuing Task	x	x	x	x	x	x	All research activities of the faculty members are on-going
PI 3. Percentage of research outputs published in internationally-referred or CHED recognized journal within the year (2%										
<i>In refereed int'l journals</i>	Preparing technical papers	Dept. Head and Faculty								
<i>In refereed nat'l/regional journals</i>	Preparing technical papers	Dept. Head and Faculty								
PI 4. Number of research outputs presented in regional/national/int'l fora/conferences										
<i>In int'l fora/conferences</i>	Preparing technical papers	Dept. Head and Faculty								Hydraulic Ram Pump Development and Automation for Small Irrigation System and Upland Barangays
<i>In nat'l/regional fora/conferences</i>	Preparing technical papers	Dept. Head and Faculty								(1) Biodiesel Production from Chicken (Gallus gallus domesticus) Fat Oil and Waste Cooking Oil, (2) Development of Solar-based Evaporative Cooling System for Intermediate Field Storage of Fruits and Vegetables, (3) Bioenergy Generation from Agricultural

[illegible]

[illegible]

<i>Number of Best practices/new initiatives in academic units' management replicated/benchmarked by other depts/agencies</i>	Observing 5S within the unit	Dept. Head, Faculty, & Admin. Staff	Continuing Task	x	x	x	x	x	x	5S practice was observed within the department
--	------------------------------	-------------------------------------	-----------------	---	---	---	---	---	---	--

Prepared by:


ELDON P. DE PADUA
 Unit Head

PERFORMANCE MONITORING FORM

Name of Employee: **MA. GRACE C. SUMARIA**

Task No.	Task Description	Expected Output	Date Assigned	Expected Date to Accomplish	Actual Date accomplished	Quality of Output*	Over-all assessment of output**	Remarks/ Recommendation
1	Advanced Education - evaluating MSAE admission application	-	-	-	-	-	-	Not Teaching MS
2	Higher Education - Teaching BS courses	Conduct classes, virtual classrooms w/ learning materls. & assessments	1-1-2024	6-30-2024	6-30-2024	VI	O	ABEn 156; ABEn 163; ABEn 200.2; ABEn 200.3
3	Research services	Research Conducted	1-1-2024	6-30-2024	6-30-2024	VI	VS	Hydraulic Ram Pump Dev't for Small Irrigation System of Upland Barangays; Spatial and Multi-temporal Assessment of Groundwater Quality; Decoding Sanitary Pads and its Impact on Water Resources
4	Extension services	-	1-1-2024	6-30-2024	6-30-2024	-	-	No Extension services
5	Support to operations	Varied ISO & acad. documents and services	1-1-2024	6-30-2024	6-30-2024	VI	VS	Assigned ISO, acad. documents, etc. done
6	General administration & support services	Varied general documents & services	1-1-2024	6-30-2024	6-30-2024	VI	VS	Assigned gen. docs. & services done

*Either very impressive (VI), impressive (I), needs improvement (NI), poor (P), very poor (VP)

**Outstanding (O), very satisfactory (VS), satisfactory (S), unsatisfactory (US), poor (P)

Prepared by:


ELDON P. DE PADUA

Head, DABE



EMPLOYEE DEVELOPMENT PLAN

Name of Employee: **Ma. Grace C. Sumaria**

Performance Rating: 4.82

Aim: Engr. Ma. Grace C. Sumaria as an effective instructor, researcher, and extensionist of the Department of Agricultural and Biosystems Engineering (DABE).

Proposed Interventions to Improve Performance:

Note:

Engr. Sumaria will be developed into a more effective instructor, researcher, and extensionist of DABE.

Date: January 1, 2024

Target Date: June 30, 2024

First Step

- Re-orientation on the roles and responsibilities of a faculty not only in the area of instruction but also in the areas of research, development, extension and innovation.

Second Step

- Send to relevant trainings/workshops/seminars/short-term courses to improve the technical and professional proficiency of the staff.

Results:

- Improved technical and professional skills.
- Mastery on the delivery of instruction in BSABE curriculum.
- Mastery on making project proposals and implementing/managing approved research and extension projects.

Prepared by:

ELDON P. DE PADUA
Head, DABE

Conforme:

MA. GRACE C. SUMARIA
Instructor, DABE



TEACHING PERFORMANCE EVALUATION BY STUDENTS SUMMARY OF RATING

First Semester SY 2023-2024

Name of faculty: SUMARIA, MA. GRACE C.

Department: Dept. of Agricultural and Bio-system Engineering

College: College of Engineering and Technology

Course No. & Descriptive Title	Lab/ Lec	RATING		% Evaluation Rating
		Num.	Adjec.	
ABEn 163 PLANT AND LIVESTOCK SYSTEMS AND ENVIRONMENTAL CONTROL ENGINEERING	LEC	5.00	Outstanding	100.0%
ABEn 163 PLANT AND LIVESTOCK SYSTEMS AND ENVIRONMENTAL CONTROL ENGINEERING	LAB	5.00	Outstanding	100.0%
ABEn 163 PLANT AND LIVESTOCK SYSTEMS AND ENVIRONMENTAL CONTROL ENGINEERING	LEC	5.00	Outstanding	100.0%
ABEn 163 PLANT AND LIVESTOCK SYSTEMS AND ENVIRONMENTAL CONTROL ENGINEERING	LAB	5.00	Outstanding	100.0%
ABEn 156 IRRIGATION AND DRAINAGE ENGINEERING	LEC	5.00	Outstanding	100.0%
ABEn 156 IRRIGATION AND DRAINAGE ENGINEERING	LAB	5.00	Outstanding	100.0%
Average Rating		5.00	Outstanding	100.00%

Source: Results of Teaching Performance Evaluation by Students filed at ODIE

Legend:

1.00 – 1.49 Poor (P)

1.50 – 2.49 Fair (F)

2.50 – 3.49 Satisfactory (S)

3.50 – 4.49 Very Satisfactory (VS)

4.50 – 5.00 Outstanding (O)

Prepared by:

VANESSA W. NAZAL

TPES in-Charge

Date: April 08, 2024

Attested by:

MA. RACHEL KIM L. AURE

Director, Instruction and Evaluation

Date: April 08, 2024

Received by:

SUMARIA, MA. GRACE C.

Name and Signature of Faculty

Date: _____

Distribution of copies: ODIE, College, Department, Faculty