

SUMMARY OF INDIVIDUAL RATINGS OF FACULTY MEMBERS WITH MULTIPLE FUNCTIONS

Name of Faculty Member: LEO A. MAMOLO

Program Involvement (1)		Percentage Weight of Involvement (2)	Numerical Rating (Rating x %) (3)	Equivalent Numerical Rating (2x3)
1.	Instruction	1.00	3.22	3.22
	a. Head (100%) from IPCR			
	b. Student (%) from Teaching Performance Eval'n. By-Students (NA, Just reinstated on April 2019)			
Total for Instruction		100%	3.22	3.22
2.	Administration and Support Services	0%	0.00	0.00
TOTAL		100%	TOTAL EQUIVALENT NUMERICAL RATING	3.22

EQUIVALENT NUMERICAL RATING: 3.22


Add: Additional Points, if any: -

TOTAL NUMERICAL RATING: **3.22**

ADJECTIVAL RATING:

Satisfactory


Prepared by:


LEO A. MAMOLO
Name of Faculty


Reviewed by:


SHALOM GRACE C. SUGANO
Department Head

Recommending Approval:


ALEXI A. VILLOCINO
Dean/Director


Approved:


BEATRIZ S. BELONIAS
Vice President

Visayas State University
College of Education
VISAYAS STATE UNIVERSITY INTEGRATED HIGH SCHOOL
INDIVIDUAL PERFORMANCE COMMITMENT & REVIEW FORM (IPCR)

I, **LEO A. MAMOLO, Instructor of VSUIHS**, commits to deliver and agree to be rated on the attainment of the following accomplishments in accordance with the indicated measures for the period **January, 2019 to June, 2019.**


LEO A. MAMOLO
Instructor


SHALOM GRACE C. SUGANO
Principal, VSUIHS

MFO No.	MFO Description	Success/Performance Indicator (PI)	Units/Persons Responsible	Target	Actual Accomplishment	Rating				Remark
						Quality	Efficiency	Timeliness	Average	
MFO 1	Advanced Education Services 20%									
	1. Graduate Degree Program Management Services									
	0 = 3 1 = 4.8 ≥2 = 5.0	PI 1: Number of graduate degree specializations offered and monitored		NA						
	1.5 - 2.0 = 4.8 > 2 = 5.0	PI 2: Total FTE monitored		NA						
	0-25% = 3.0 26 - 90% = 4.5 >90% = 5.0	PI 3: Percentage of students who graduated within the prescribed period		NA						
	2. Graduate Student Management Services									
	0-25%= 3.0 26-50% = 4.5 >50% = 5.0	PI 1: Percentage of graduate students awarded with honors/distinction		NA						
	0-25%= 3.0 26-50% = 4.5 >50% = 5.0	PI 2: Percentage of graduate students advised who rated the adviser/GAC member at least very satisfactory		NA						

0-25% = 3.0 50% = 4.5 26-50% = 5.0	PI 3: Percentage of graduate school faculty engaged in research work applied in any of the ff:	VSUIHS Faculty	0	0	3	3	3	3.00		
	a. Pursuing advanced research degree program	VSUIHS Faculty								
	b. Actively pursuing in the last three years (investigative research, basic and applied scientific research, policy research, social science research)	VSUIHS Faculty								
	c. Producing technologies for commercialization or livelihood improvement	VSUIHS Faculty								
	d. Whose research work resulted in an extension program	VSUIHS Faculty								
MFO 2	Higher Education Services									
	1. Curriculum Program Management Services									
	<15 = 4.0 15 - 17.99 = 4.5 18 & above = 5.0	PI 1: Total FTE monitored (Higher Ed and Basic Ed)	VSUIHS Faculty	0	31.50	5	5	5	5.00	
	0= 3% 1-25%= 4 26-100% = 5.0	PI 2: Percentage of undergraduate curricular program compliant to CMO, approved and offered		NA						
	below nat'l = 4.0 above nat'l up to 75% = 4.5 76 - 100% = 5.0	PI 3: Average percentage passing in licensure exam		NA						
		PI 4: Percentage of first time licensure exam takers who passed the licensure exam		NA						
	0 graduate = 3.0 100% or more = 5.0	PI 5: Number of graduates who graduated within prescribed period		NA						
	No increase = 4 1 - 10% = 4.5	PI 6: Percentage increase in the number of undergraduate students who graduated within prescribed period		NA						

	> 10% = 5.0	PI 7: Percentage of graduates (two years prior) who are employed and/or pursuing graduate studies		NA						
	0 linkage = 3.0 1 - 2 linkage = 4.5 >2 = 5.0	PI 8: Number of academe/industry linkages established		NA						
	100% = 5.0	PI 9: Number of thesis/special problem students:	VSUIHS Faculty	0	0	3	3	3	3.00	
		a. Thesis outline/manuscript/Case Studies/Special Problems/OJT Narrative Reports/Engineering Projects/Portfolios advised	VSUIHS Faculty							
		b. Thesis outline/manuscript/Case Studies/Special Problems/OJT Narrative Reports/Engineering Projects/Portfolios approved	VSUIHS Faculty							
	0 organization = 3.0 1 organization = 4.0 2 or more = 5.0	PI 10: Number of student organizations advised/ assisted	VSUIHS Faculty	0	0	3	3	3	3.00	
	0 IEC = 3.0 1 IEC = 4.0 2 or more = 5.0	PI 11: Number of instructional materials developed/revised	VSUIHS Faculty	0	1	5	5	5	5.00	
		a. OBE-compliant syllabi	VSUIHS Faculty							
		b. Teaching guides/Student guides/Laboratory Manuals	VSUIHS Faculty							
		c. Complete sets of teacher-developed audio visual materials (powerpoints, videos, computer games, etc)	VSUIHS Faculty							
		d. On-line interactive learning resources per subject	VSUIHS Faculty							
		PI 12: Number of instruction-related awards	VSUIHS Faculty	0	0	3	3	3	3.00	
MFO 3	Research Services									

0 output = 3.0 1 - 2 output = 4.0 3 - 5 output = 4.5 > 5 output = 5.0	PI 1. Number of published papers in peer-reviewed journals	VSUIHS Faculty	0	0	3	3	3	3	
	<i>In refereed int'l journals</i>								
	<i>In refereed nat'l journals</i>								
	<i>In institutional journals</i>								
	PI 2. Number of patents/Utility Models/copyrights filed and registered	VSUIHS Faculty	0	0	3	3	3	3.00	
	PI 3. Number of research papers (oral presentation, posters, keynote speaker, plenary speaker) presented in regional/national/ int'l scientific/professional fora and conferences	VSUIHS Faculty	0	2	5	5	5	5.00	
	<i>In int'l fora/conferences</i>								
	<i>In nat'l fora/conferences</i>								
	<i>In reg'l fora/conferences</i>								
	<i>In institutional fora/conferences</i>								
	PI 4. Number of research studies conducted	VSUIHS Faculty	0	0	3	3	3	3.00	
	PI 5. Number of research proposals submitted	VSUIHS Faculty	0	0	3	3	3	3.00	
0 prop/proj = 3.0 1 - 2 prop/proj = 4.5 3 or more prop/proj = 5.0	PI 6. Number of research proposals approved	Research Commit	0	0	3	3	3	3.00	
	None = 3.0 100K - 1M = 4.0 1.1M - 5M = 4.5 >5M = 5.0	PI 7. Amount of research money generated from external funding (Thousand PHP)	VSUIHS Faculty	None					
	None = 3.0 50K = 4.5 >50K = 5.0	PI 8. Amount of research money generated from institutional funding (Thousand PHP)	VSUIHS Faculty	None					

	0 awards = 3.0 1 award =4.5 2 or more = 5.0	PI 9. Number of research outputs in the last three years utilized by the industry or other beneficiaries	VSUIHS Faculty	0	0	3	3	3	3.00	
		PI 10. Number of research projects/studies completed within the year	VSUIHS Faculty	0	0	3	3	3	3.00	
		PI 11. Number of research-related awards (research conducted by faculty or student w/ faculty)	VSUIHS Faculty	0	0	3	3	3	3.00	
MFO 4 Extension Services										
	0 pds = 3.0 100 - 500 pds = 4.5 >500 pds = 5.0	PI 1. Number of trainees weighted by the length of training	VSUIHS Faculty	0	0	3	3	3	3.00	
		PI 2: Number of trainings conducted	VSUIHS Faculty	0	0	3	3	3	3.00	
		PI 3. Number of IEC materials/techno-guides developed/used	VSUIHS Faculty	0	0	3	3	3	3.00	
	0 group/ind = 3.0 1 grp/ind = 4.0 > 2 or more = 5.0	PI 4. Number of beneficiaries served	VSUIHS Faculty	0	0	3	3	3	3.00	
		Groups								
		Individuals								
	0 services = 3.0 1 - 10 services = 4.0 10 - 20 services = 4.5 >20 services = 5.0	PI 5. Number of technical/expert services provided/rendered	VSUIHS Faculty	0	0	3	3	3	3.00	
		Research Mentoring			0					
		Peer reviewers/Panelists			0					
		Resource Persons			1					
		Convenor/Organizer			0					
		Consultancy			0					
		Evaluator			0					
	PI 6. Number of extension projects conducted	VSUIHS Faculty	0	0	3	3	3	3.00		
	0 proposal = 3.0									

	1 - 2 proposals = 4.5 3 or more prop = 5.0	PI 7. Number of extension proposals submitted	VSUIHS Faculty	0	0	3	3	3	3.00	
		PI 8. Number of extension proposals approved	VSUIHS Faculty	0	0	3	3	3	3.00	
	None = 3.0 100K - 1M = 4.0 1.1M - 5M = 4.5 >5M = 5.0	PI 9. Amount of extension money generated from external funding (Thousand PHP)	VSUIHS Faculty	0	0	3	3	3	3.00	
	None = 3.0 50K = 4.5 >50K = 5.0	PI 10. Amount of extension money generated from institutional funding (Thousand PHP)	VSUIHS Faculty	0	0	3	3	3	3.00	
	0 awards = 3.0 1 award = 4.5 2 or more = 5.0	PI 11 Percentage of beneficiaries who rated the training course and advisory services as satisfactory or higher in terms of quality and relevance	VSUIHS Faculty	0	0	3	3	3	3.00	
		PI 12. No. of extension-related awards (extn. conducted by faculty or student & faculty)	VSUIHS Faculty	0	0	3	3	3	3.00	
MFO 5	Support to Operations (STO)									
	1. Faculty Development Services									
	0 faculty = 4 1 - 2 faculty = 4.5 >3 faculty = 5.0	PI 1: Number of faculty pursuing advanced degree programs	OVPI, ODAHRD, SFAC, Department							
	2. Faculty Recruitment/Hiring Services									
	0 faculty = 4 1 - 2 faculty = 4.5 >3 faculty = 5.0	PI 2: Number of faculty recruited/hired aligned with university RSP policy and competency-based HRM	VSULHS Personnel committee & APB							
3. Faculty Evaluation Services										

	0 event = 3.0 1 - 2 events = 4.5 3 or more events = 5.0	PI 3: Number of seminars/trainings/ conventions/workshops organized/coordinated for the entire university	OVPRE								
	0 event = 3.0 1 - 2 events = 4.5 3 or more events = 5.0	PI 4: Number of seminars/trainings/ conventions/workshops organized/coordinated outside the university	OVPRE								
	90 - 100% = 5.0 60 - 89% = 4.5 <60% = 4.0	PI 5: Percentage of faculty rated by students with at least very satisfactory rating of the subjects evaluated	OVPI, Department, admin staff								
	0 event = 3.0 1 - 2 events = 4.5 3 or more events = 5.0	PI 6: Number of college/departments- level seminars/trainings/workshops/ reviews conducted/ attended/ facilitated	OVPRE								
4. Program and Institutional Accreditation Services											
	100% programs = 5.0 <100% programs = 4.5	PI 1: Number of degree programs which passed accreditation/evaluation at least Level 1	NA								
	100% compliant = 5.0 <100% compliant = 4.5	PI 2: Degree program compliant with CHED requirements	NA								
MFO 6	General Admin. & Support Services (GASS)										
	0 complaint = 5.0 1 or more = 4.5	PI 1. Zero complaint from clients (complaints dropped in suggestion boxes, complaints on change of grades and other complaints)	OVPI, College, Department, Units								
		PI 2. Number of complaints addressed within the prescribed time	OVPI, College, Department, Units								
		PI 3: Additional Outputs									


	No initiative = 3.0 1 initiative = 4.5 2 or more initiatives = 5.0	Best practices/new initiatives/innovations	OVPI, College, Department, Units		1					
		Values Restoration Program								
Total Over-all Rating			87.00							
Average Rating (Total Over-all rating)			3.22							
Additional Points:					Comments & Recommendations for Development Purpose: <i>Maintain your motivation to work hard.</i> <i>Has a leadership potential.</i>					
Punctuality										
Approved Additional points (with copy of approval)										
FINAL RATING										
ADJECTIVAL RATING			Satisfactory							


Evaluated & Received by:

Recommending Approval:

Approved by:


SHALOM GRACE C. SUGANO
 Department Head
 Date:


ALELI A. VILLOCINO
 Dean, College of Education
 Date:


BEATRIZ S. BELONIAS
 Vice Pres. for Instruction
 Date:

Legend:

Q¹ - Quality
 E² - Efficiency
 T² - Timeliness
 A⁴ - Average

Rating Scale:

4.6 - 5.0 Outstanding
 3.8 - 4.5 Very Satisfactory
 3.0 - 3.7 Satisfactory
 2.2 - 2.9 Unsatisfactory
 2.1 - & below Poor

EMPLOYEE DEVELOPMENT PLAN

Name of Employee: Dr. Leo A. Mamolo

Performance Rating : Satisfactory

Aim: To write a research proposal and submit to OVPRE for findings.

Proposed Interventions to Improve Performance:

Date: April 2019 Target Date: April – June 2019

First Step:

Attend seminar on Research Proposal writing

Result: Write a research proposal for endorsement to OVPRE

Date: _____ Target Date: _____

Next Step: Prepare an OBEdized syllabus.

Outcome: Carry out responsibilities as an instructor.

Final Step/Recommendation:

- 1.) Publish more research to reputable journals.
- 2.) Attend seminars and trainings related to the field.

Prepared by:


SHALOM GRACE C. SUGANO, Ph.D.
Unit Head

Conforme:


LEO A. MAMOLO, Ph.D.
Name of Ratee Faculty/Staff