

I commit to deliver and agree to be rated on the attainment of the following targets in accordance with the indicated measures for the rating period May to June 2024.

ALNEN C. ABENOJA

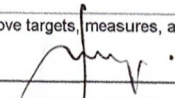

PDO II

Date: July 11, 2024

## PART I. COMMITMENT AND ACCOMPLISHMENT

COMMITMENT AND TARGET		EVALUATION RESULT								
KEY RESULT AREA (KRA)	Success Indicator (Measure+Target)	Accomplishment			RATING				REMARKS	
					E/Qn	Q	T	A		
Core Functions										
A. Monitoring and Assessment	Number of CY 2017-2022 SLP served final assessed with duly accomplished SLP prescribed MD/EF Monitoring and Project Assessment tools	100%	or	267	CY 2017-2022 SLP served final assessed with duly accomplished SLP prescribed MD/EF Monitoring and Project Assessment Tools submitted to PMEO before June 30, 2024	5	5	5	5.00000	
	100% of 267 CY 2017-2022 SLP served final assessed with accomplished SLP prescribed tools									
	Number of CY 2017-2022 SLPA were assessed using the SLP Organization Assessment Tool	100%	or	267	CY 2017-2022 SLPA's were assessed using SLP prescribed tools submitted to PMEO before June 30, 2024	5	5	5	5.00000	
	100% of 267 CY 2017-2022 SLPA's assessed using the SLP prescribed tool									
B. Sustainability Activities	Number of CY 2017-2022 SLP served with Final Assessment Report (FAR) encoded/reported in the Offline Monitoring and Assessment System (OMAS)	100%	or	267	CY 2017-2022 SLP served with Final Assessment Report (FAR) encoded/reported to PMEO	5	5	5	5.00000	
	100% of 267 CY 2017-2022 SLP served final assessed were encoded/reported in the OMAS									
	Number of covered city/municipalities with federated SLPAs	100%	or	1	Federated SLPAs	5	5	5	5.00000	
	At least 1 federated SLPAs									
C. Grievance Redress and Appeal Mechanism	Number of covered city/municipalities with capacitated and functional livelihood focal person/technical working group/livelihood committee	100%	or	1	Covered municipalities with capacitated and functional livelihood focal person/technical working group/livelihood committee	5	4	3	4.00000	
	100% of 1 covered city/municipalities									
	Number of SLPAs capacitated/assisted towards market linkage and institutionalization									not yet applicable
	At least 1 SLPA capacitated/assisted									
D. Case Folders and Documentations	Percentage of grievances, appeals and referrals endorsed were assessed and validated									not yet applicable
	ANA 100% of received grievances/appeals/referrals									not yet applicable
	Percentage of the referrals received and validated were with submitted project proposal/s or regret letter/s									not yet applicable
	ANA 100% of received livelihood referrals									not yet applicable
E. Reportorial Requirements	Percentage of SLP activities with submitted documentations/means of verifications according to prescribed templates									not yet applicable
	100% of completed activities with documentations/MOVs									not yet applicable
	Percentage of submitted documentations were clearly scanned and submitted to the Provincial Office									not yet applicable
	100% of submitted documentations scanned									not yet applicable
E. Reportorial Requirements	Percentage of submitted monthly Offline Monitoring and Assessment System (OMAS)	100%	or	2	Offline Monitoring and Assessment System(OMAS) submitted to PMEO before the deadline	4	4	4	4.00000	
	100% of 2									
	Percentage of submitted quarterly reports: Partnership, Narrative Reports, City/Municipal Livelihood Asset Market Map (C/MLAMM) and at least 2 success stories and/or best practice/s or "Mga Kwento ng Pagsibol"									not yet applicable
	100% of quarterly reports submitted									
E. Reportorial Requirements	Percentage of submitted photo stories, technical assistance (TARA), executive summary, work plans, and client satisfaction measurement survey (CSMS)									not yet applicable
	100% of monthly reports submitted									


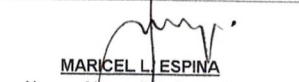


Augmentation to PUNLA Implementation - Project Implementation Stage	Number of program participants with released grants monitored and with Grant Utilization Monitoring Report (GUMR) within 30 days from the release of grants									not yet applicable
	100% of program participants with released grants									
	Number of participants with released grants have attended and completed MEDT II/BEST II within 90 days from receipt of grants									not yet applicable
	100% of program participants with released grants									
Strategic Functions	Number of the program participants with released grants have completed the project implementation activities and with accomplished MD/EF Technical Assistance Plan and its attachments submitted to the Provincial Office within 90 days from start of operation/employment									not yet applicable
	100% of program participants with released grants and have started operation/employment									
	Final Assessment of CY 2017-2022 SLP Served Program Participants	Number of CY 2017-2022 SLP MD projects/EF program participants final assessed	100% or 267	CY 2017-2022 served final assessed with approved final assessment report	3	5	5	4.33333		
	Percentage of CY 2017-2022 SLP MD projects/EF program participants final assessed mainstreamed to LGUs/Partners								not yet applicable	
Usbong Phase Implementation	100% of CY 2017-2022 with approved FAR mainstreamed to LGUs/Partners									
	Percentage of the CY 2023 SLP served program participants provided technical assistance								not yet applicable	
Support Functions	100% of CY 2023 served program participants were provided TA									
	Partnership Engagement	Capacitated B/M/LGU Livelihood Focal/Technical Working Group/Livelihood Committee/s and engaged partners.							not yet applicable	
Provincial and Regional Meetings and Activities	100% of target LGUs capacitated Livelihood Focal/TW/G/Livelihood Committee									
	Attendance and participation to monthly provincial cluster meetings, regional and various convergence meetings and activities	100% or 2	Attended provincial cluster meeting	5	5	5	5.00000	May to June cluster meeting		
Perform Other Related Tasks	All other requests were acted upon	2	Augmented CARD and AKAP payout	5	5	5	5.00000	Augmented to assist CARD and AKAP payout		
	ANA									
FINAL NUMERICAL RATING								4.70370		
ADJECTIVAL RATING								Very Satisfactory		
We hereby certify that the above targets, measures, and performance ratings for the rating period covering January to June 2024 were discussed and agreed upon with the Ratee.										
 MARICEL L. ESPINA Provincial Coordinator Immediate Supervisor			August 21, 2024 Date			 GRACE Q. SUBONG Regional Director Approving Authority			Date	

Legend: E-Efficiency Q-Quality T-Timeliness A-Average Rating

\*Rating Scale: 5 - Outstanding 4 - Very Satisfactory 3 - Satisfactory 2 - Unsatisfactory 1 - Poor

## PART II. PERFORMANCE FEEDBACK

STRENGTHS	Strive hard to accomplish assign task with quality and efficiency. Neophyte in the field of community organizing but a fast learner and shows willingness to learn the field of serving community.	
AREAS FOR IMPROVEMENTS	Serious look to a more approachable look.	
RATER'S COMMENTS, RECOMMENDATIONS, & COMMENDATIONS	Shows respect to workmates easy to go along with.	
I hereby certify that the above performance ratings, and the identified Performance Feedback were discussed with me by my immediate supervisor.		I hereby certify that the above performance ratings, and the identified Performance Feedback were discussed by the undersigned to the Ratee.
 ALNEN C. TABENOJA Name of Ratee		 MARICEL L. ESPINA Name of Immediate Supervisor
July 11, 2024 Date		August 21, 2024 Date