

# INDIVIDUAL PERFORMANCE COMMITMENT AND REVIEW FORM (IPCR)

I, JOHN EDRAID TORREÑA, Coconut Development Officer, of the PCA REGION VIII-LEYTE 1 PROVINCE, commit to deliver and agree to be rated on the attainment of the following targets in accordance with the indicated measures for the period of JULY 1, 2022 to NOVEMBER 30, 2022.

JOHN EDRAID TORREÑA  
CDO/AG

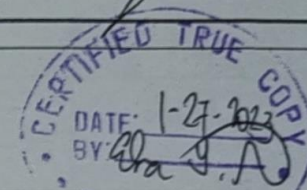
Date: \_\_\_\_\_

Approved by: \_\_\_\_\_

MINERVA O. LANGCO  
Acting PCDM

Rating Scale:

- 5 - Outstanding
- 4 - Very Satisfactory
- 3 - Satisfactory
- 2 - Unsatisfactory
- 1 - Poor



Date: \_\_\_\_\_

Strategic Measure / Major Final Output		Success Indicators (Targets + Performance Measures)	Alloted Budget	Division / Individual Accountable	Actual Accomplishments (end of semester)	Rating				Remarks
						Q <sup>1</sup>	E <sup>2</sup>	T <sup>3</sup>	A <sup>4</sup>	
1. PCA PERFORMANCE SCORECARD										
SO 1	Empowered Farmers and Farm Workers									
SM 1	AVERAGE NUT YIELD OF COCONUT PALMS	Accurately reported an average nut yield of coconut palms of 75 per year (Q) by end of November 2022 (T).			Accurately reported an average nut yield of coconut palms of 75 per year (Q) by end of 1 week before end of November	4	4	4	4.00	
SM 2	AVERAGE ANNUAL(gross) INCOME OF PCA-ASSISTED FARMERS PER HECTARE								-	
	A. In sale of Copra and whole nuts.	Accurately reported an average annual (gross) income of P23,000.00 per hectare (in sale of copra and whole nuts)(Q) of PCA-assisted farmers by end of November 2022 (T).			Accurately reported an average annual (gross) income of P23,000.00 per hectare (in sale of copra and whole nuts)(Q) of PCA-assisted farmers by 1 week before end of November 2022 (T).	3	4	4	3.67	
	B. In intercroops, livestock and processing	Accurately reported an average annual (gross) income of P30,000.00 per hectare (in sale of intercroops and livestock and processing)(Q) of PCA-assisted farmers by end of November 2022 (T).			Accurately reported an average annual (gross) income of P30,000.00 per hectare (in sale of intercroops and livestock and processing)(Q) of PCA-assisted farmers by 1 week before end of November 2022 (T).	3	4	4	3.67	
SM 3	Percentage of satisfied customers	Rated very satisfactory by 90%(Q) of all clients surveyed by end of November 2022 (T).			Rated very satisfactory by 90%(Q) of all clients surveyed by end of 1 week before end of November 2022 (T).	4	5	5	4.67	
SO 2	Increased Coconut Productivity									
SM 5	Percentage of coconut farmers adopted consolidation/clustering of farms diversified and/or with improved farming system	Consolidated/clustering 30% of target coconut farmers(Q) as per approved WFP ( E ) for farm diversification and/or improved farming system by end of November 2022 (T).			Consolidated/clustering 30% of target coconut farmers(Q) as per approved WFP ( E ) for farm diversification and/or improved farming system by end of 1 week before end of November 2022 (T).	3	5	5	4.33	


STAKEHOLDERS/SOCIO-ECONOMIC IMPACT








No. of farmers paid with incentives	Reported <u>11</u> farmers paid with incentives as per approved guidelines(Q) and WFP(E ) by end of November 2022 (T).								shelved
<b>Seed Farm Development</b>									
No. of seed farms established	Reported _____ seed farms established with _____ has. As per approved guidelines (Q) and WFP ( E ) by end of November 2022 (T).								no commitment
No. of seed farms maintained	Reported <u>1</u> seed farms maintained with <u>18.0</u> has. As per approved guidelines (Q) and WFP ( E ) by end of November 2022 (T).								N/A
<b>Hybridization</b>									
No. of nuts distributed from PCA seed gardens	Distributed _____ good quality seednuts (Q) as per approved WFP ( E ) based on the agreed schedule (T) by end of November 2022 (T).								no commitment
a. OPVs									
b. Hybrid									
No. of nuts produced from PCA seed gardens	Produced _____ good quality seednuts (Q) as per approved WFP ( E ) based on the agreed schedule (T) by end of November 2022 (T).								no commitment
a. OPVs									
b. Hybrid									
<b>Coconut Fertilization Project</b>									
No. of trees (coconut) fertilized in 2022	Reported <u>1600</u> trees fertilized with <u>11.25</u> has. As per approved guidelines(Q) and WFP(E ) by end of November 2022 (T).								for procurement by RO
No. of bags of fertilizers distributed	Facilitated the distribution of <u>112</u> bags of fertilizers as per approved guidelines (Q) and WFP ( E ) by end of November 2022 (T).								for procurement by RO
No. of bags of fertilizers procured in 2022 (coconut)	Facilitated the procurement of <u>112</u> bags of fertilizers as per approved guidelines(Q) and WFP(E ), by end of November 2022 (T).								for procurement by RO
No. of bags of fertilizers to be distributed (Re-casted CFP Budget)	Facilitated the distribution of _____ bags of fertilizers as per approved guidelines (Q) and WFP ( E ) by end of November 2022 (T).								no commitment
Area to be fertilized under Re-casted CFP 2022	Reported _____ trees fertilized with <u>2.0</u> has. As per approved guidelines(Q) and WFP(E ) by end of November 2022 (T).								no commitment





<b>Intercropping Project</b>									
No. of area planted with intercrop in 2022	Reported the planting of <u>98.75</u> has. intercrops as per approved guidelines(Q) and WFP(E ) by end of November 2022 (T).								for procurement by RO
No. of intercrop procured in 2022	Facilitated the procurement of <u>395</u> intercrops as per approved guidelines(Q) and WFP(E ) by end of November 2022 (T).								for procurement by RO
<b>Crop Diversification 2020</b>									
No. of area planted with Banana/Cassava/Sweet Potato in 2021	Reported the planting of _____ has. intercrops as per approved guidelines(Q) and WFP(E ) by end of November 2022 (T).								reported on the first sem.
No. of area planted with intercrop in 2022	Reported the planting of ____ has. intercrops as per approved guidelines(Q) and WFP(E ) by end of November 2022 (T).								N/A
No. of intercrop procured in 2022	Facilitated the procurement of _____ intercrops as per approved guidelines(Q) and WFP(E ) by end of November 2022 (T).								N/A
<b>Animal Integration 2020</b>									
No. of heads distributed for animal integration in 2022	Reported <u>300</u> heads of Chicken distributed as per approved guidelines(Q) and WFP(E ),end of November 2022 (T).								for delivery
No. of heads procured in 2022	Facilitated the procurement of <u>300</u> heads of chicken as per approved guidelines(Q) and WFP(E ), by end of November 2022 (T).								for delivery
<b>Others</b>									
Percentage of requests permit acted upon under RA 8048	90% of request for permit, with complete requirements(Q), acted upon as per guidelines on the prescribed period(E).			100% of request for permit, with complete requirements(Q), acted upon as per guidelines on the prescribed period(E).	4	5	5	4.67	
Percentage of request for trade regulatory registration/certification acted upon	90% of request for registration/certification, with complete requirements(Q), acted upon as per prescribed period(E).								shelved (registration/renewal will start on 15th day of Dec.)
Integrated Pest Management for coconut (Coconut Scale Insect Rapid Ground Assessment)	Submitted <u>167</u> monitoring report for pests-infested palms as per approved guidelines(Q) every 10th day of the following month(T).			Submitted <u>171</u> monitoring report for pests-infested palms as per approved guidelines(Q) every 10th day of the following month(T).	5	5	5	5.00	



No. of farmers updated from the existing list and new farmers registered in NCFRS	Reported a total of <u>13,511</u> farmers updated from existing list and new farmers registered in NCFRS, as per approved guidelines(Q) by end of November 2022 (T).			Reported a total of <u>6729</u> farmers updated from existing list and new farmers registered in NCFRS, as per approved guidelines(Q) by end of November 2022 (T).	2	4	4	3.33	
Percentage of farmers data encoded in the Registry System	Reported 10% of farmers data encoded in the Registry System, as per approved guidelines(Q) by end of November 2022 (T).			Reported 49% of farmers data encoded in the Registry System, as per approved guidelines(Q) by end of November 2022 (T).	5	5	5	5.00	
SUPPORT FUNCTIONS									
Farmers Training Conducted	Effectively (Q) conducted <u>1</u> farmers training (E) by end of November 2022 (T).								shelved
Farmers Training Attended	90% satisfied (Q) with participation to <u>1</u> farmers training (E) by end of November 2022 (T).								shelved
Farmer Meeting Conducted	Effectively (Q) conducted <u>20</u> farmers meetings (E) by end of November 2022 (T).			Effectively (Q) conducted <u>43</u> farmers meetings (E) by end of 1 week before end of November 2022 (T).	5	5	5	5.00	
Farmer Meeting Attended	90% satisfied (Q) with participation to <u>2</u> farmers meetings (E) by end of November 2022 (T).			90% satisfied (Q) with participation to <u>4</u> farmers meetings (E) by end of 1 week before end of November 2022 (T).	5	5	5	5.00	
Regular Inspections (RA 8048)	Actively (Q) inspected <u>20</u> application (E) of RA 8048 (farm) by end of November 2022 (T).			Actively (Q) inspected <u>10</u> application (E) of RA 8048 (farm) by end of 1 week before end of November 2022 (T).	5	5	5	5.00	
Farm Visits (PCA Projects)	Actively (Q) visit PCA projects of <u>50</u> farms (E) by end of November 2022 (T)..			Actively (Q) visit PCA projects of <u>115</u> farms (E) by end of 1 week before end of November 2022 (T).	5	5	5	5.00	
Information Materials Distributed	Distributed <u>50</u> information materials (E) by end of November 2022 (T).			Distributed <u>115</u> information materials (E) by end of 1 week before end of November 2022 (T).	5	5	5	5.00	
Techno-Demo conducted	Effectively (Q) conducted (Q) _____ techno-demo of PCA programs by end of November 2022 (T).								shelved
Provincial Meeting Attended	90% satisfied (Q) with participation to <u>5</u> provincial meetings (E) by end of November 2022 (T).			90% satisfied (Q) with participation to <u>5</u> provincial meetings (E) by end of 1 week before end of November 2022 (T).	4	5	5	4.67	
Stakeholders Meeting/Investment Forum	90% satisfied (Q) with participation to <u>4</u> meetings/forum (E) by end of November 2022 (T).			90% satisfied (Q) with participation to <u>8</u> meetings/forum (E) by end of 1 week before end of November 2022 (T).	4	4	5	4.33	



coordinated/ Meeting Attended	90% satisfied (Q) with participation to <u>3</u> meetings (E ) by end of November 2022 (T).		90% satisfied (Q) with participation to <u>12</u> meetings (E ) by end of 1 week before end of November 2022 (T).	4	4	5	4.33	
Monthly Accomplishment Report	Accurately (Q) submitted to PFP <u>5</u> monthly accomplishments reports (E ) by end of November 2022 (T).		Accurately (Q) submitted to PFP <u>5</u> monthly accomplishments reports (E ) by 1 week before end of November 2022 (T).	4	5	5	4.67	
TOTAL RATING							94.67	
FINAL AVERAGE RATING							4.51	
ADJECTIVAL RATING							VS	

Assessed by:		Final Rating by:	
Remarks:	Remarks:	Remarks:	
JOHN EDRALD TORRENA	MINERVA O. LANGCO	JOEL O. PILAPIL	
Employee	Supervisor	Head of Office	
Date:	Date:	Date:	

Legend: 1 - Quality 2 - Efficiency 3 - Timeliness 4 - Average

